+Q10	ARMOIRE	CUBICLE
+Q1	COMMANDE DISJONCTEUR -Q1	CIRCUIT BREAKER CONTROL MECHANISM
+Q2	COMMANDE SECTIONNEUR -Q2	ISOLATOR CONTROL MECHANISM
+Q3	COMMANDE MALT -Q3	GROUND SWITCH CONTROL MECHANISM
+Q4	COMMANDE MALT -Q4	GROUND SWITCH CONTROL MECHANISM
+Q5	COMMANDE INJECTEUR -Q5	STARTING SWITCH CONTROL MECHANISM

LE SCHEMA EST REPRESENTE :
- DISJONCTEUR OUVERT
- SECTIONNEUR OUVERT
- MALTS OUVERTES
- HORS TENSION
- HORS PRESSION HUILE ET SF6

THIS DIAGRAM IS SHOWN :
- CIRCUIT BREAKER OPEN
- ISOLATOR OPEN
- GROUND SWITCH OPEN
- WITHOUT CONTROL AND POWER VOLTAGE
- WITHOUT OIL AND SF6 PRESSURE

CARTE DE FILERIE +Q10 : VSFKG2M--WLD01D
WIRING LIST

CLIENT : Standard
REF. CLIENT : /

Seuls, les documents remis en confirmation de commande nous engagent pour exécution conforme.
Only documents submitted as order confirmation may be considered as binding for manufacturing purposes.

©AREVA Tous droits réservés. All right reserved. Alle rechte vorbhalten. Todos derechos reservados.

DOSSIER : DATE : 2004-01-20 NOM : FLORIN	A3	AREVA	T&D Villeurbanne France	QUALITE AQ /
VERIFICATION DATE : 2004-01-20 NOM : JUNG	ECHELLE /	DISJONCTEUR DE GENERATEUR FKG2M SCHEMA ELECTRIQUE GENERATOR CIRCUIT BREAKER FKG2M ELEMENTARY DIAGRAM		CLE /
MODIFICATION DATE : NOM :				VERSION 1
EMISSION DATE : 2004-01-20 NOM : GAUTHIER	PAGE 01/36	VSFKG2M--EDD01D		INDICE 1

Folio	Designation	Designation	Révision
01	DISJONCTEUR DE GENERATEUR FKG2M	GENERATOR CIRCUIT BREAKER FKG2M	1
02	SOMMAIRE	CONTENT	1
03	SYNOPTIQUE	MIMIC DIAGRAM	1
04	ENCLENCHEMENT - DECLENCHEMENT 1	CLOSING - TRIPPING 1	1
05	DECLENCHEMENT 2	TRIPPING 2	1
06	CONTACTS AUXILIAIRES LIBRES	SPARES AUXILIARY CONTACTS	1
07	SIGNALISATION	SIGNALLING	1
08	MOTEUR DISJONCTEUR - CHAUFFAGE - ECLAIRAGE	CIRCUIT BREAKER MOTEUR - HEATING - LIGHTING	1
09	SECTIONNEUR ET MALT - MOTEUR	DISCONNECTOR AND EARTHING SWITCH - MOTOR	1
10	INJECTEUR DE COURANT - MOTEUR	STARTING DISCONNECT SWITCH - MOTOR	1
11	SECTIONNEUR -Q2 - COMMANDE	DISCONNECTEUR SWITCH -Q2 - CONTROL CIRCUIT	1
12	MALT -Q3 - COMMANDE	EARTHING SWITCH -Q3 - CONTROL CIRCUIT	1
13	MALT -Q4 - COMMANDE	EARTHING SWITCH -Q3 - CONTROL CIRCUIT	1
14	SECTIONNEUR D'INJECTEUR COURANT -Q5 - COMMANDE	STARTING SWITCH -Q5 - CONTROL CIRCUIT	1
15	TRANSFORMATEUR COURANT ET TENSION	CURRENT AND VOLTAGE TRANSFORMER	1
16	TRANSFORMATEUR COURANT ET TENSION	CURRENT AND VOLTAGE TRANSFORMER	1
17	LEGENDES	KEY	1
18	LEGENDES	KEY	1
19	LEGENDES	KEY	1
20	IMPLANTATION +Q1	+Q1 LAYOUT	1
21	IMPLANTATION +Q2	+Q2 LAYOUT	1
22	IMPLANTATION +Q3	+Q3 LAYOUT	1
23	IMPLANTATION +Q4	+Q4 LAYOUT	1
24	IMPLANTATION +Q5	+Q5 LAYOUT	1
25	IMPLANTATION RELAYAGE +Q10	+Q10 CONTROL CIRCUIT LAYOUT	1
26	IMPLANTATION BORNIERS +Q10	+Q10 TERMINALS BOARD LAYOUT	1
27	BORNIER X01	TERMINAL X01	1
28	BORNIER X02	TERMINAL X02	1
29	BORNIER X03	TERMINAL X03	1
30	BORNIER X04	TERMINAL X04	1
31	BORNIER X05	TERMINAL X05	1
32	BORNIER X06	TERMINAL X06	1
33	BORNIER X07	TERMINAL X07	1
34	BORNIER X08	TERMINAL X08	1
35	BORNIER X09	TERMINAL X09	1
36	BORNIER X10	TERMINAL X10	1

© AREVA T&D AHT Tous droits réservés / All rechte vorbehalten / All rights reserved

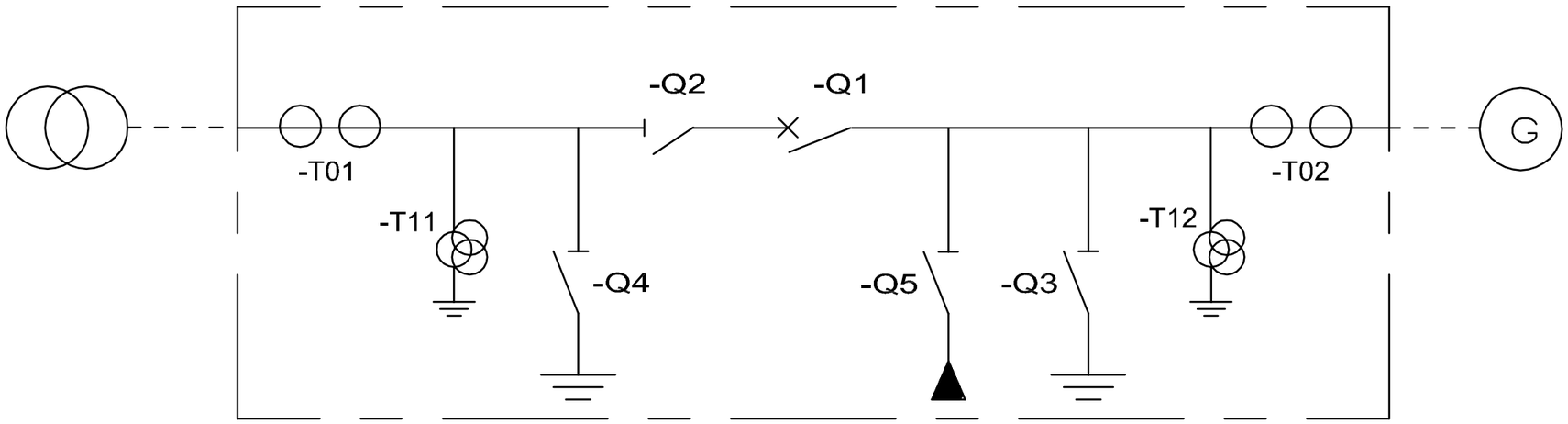

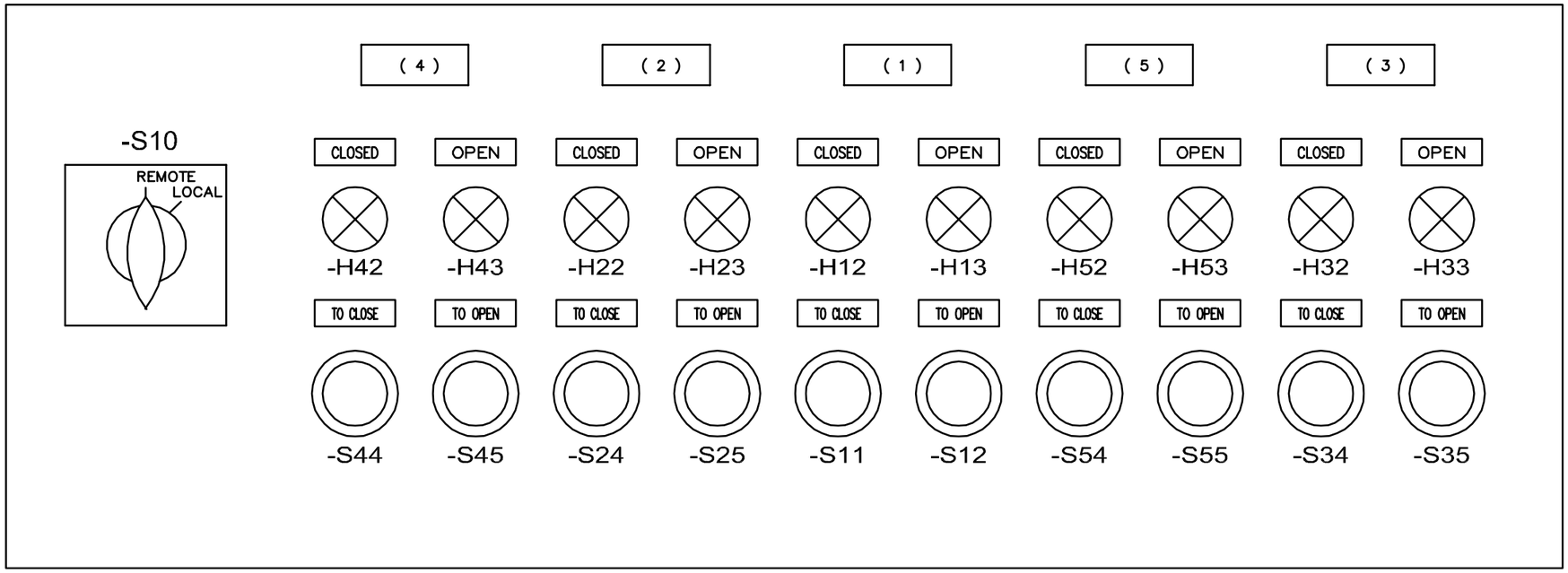

REP.	LABEL
1	GENERATOR C.B. -Q1
2	DISCONNECT SWITCH -Q2
3	EARTHING SWITCH -Q3
4	EARTHING SWITCH -Q4
5	STARTING DISC. SW. -Q5

© AREVA T&D AHT Tous droits réservés / All rechte vorbehalten / All rights reserved

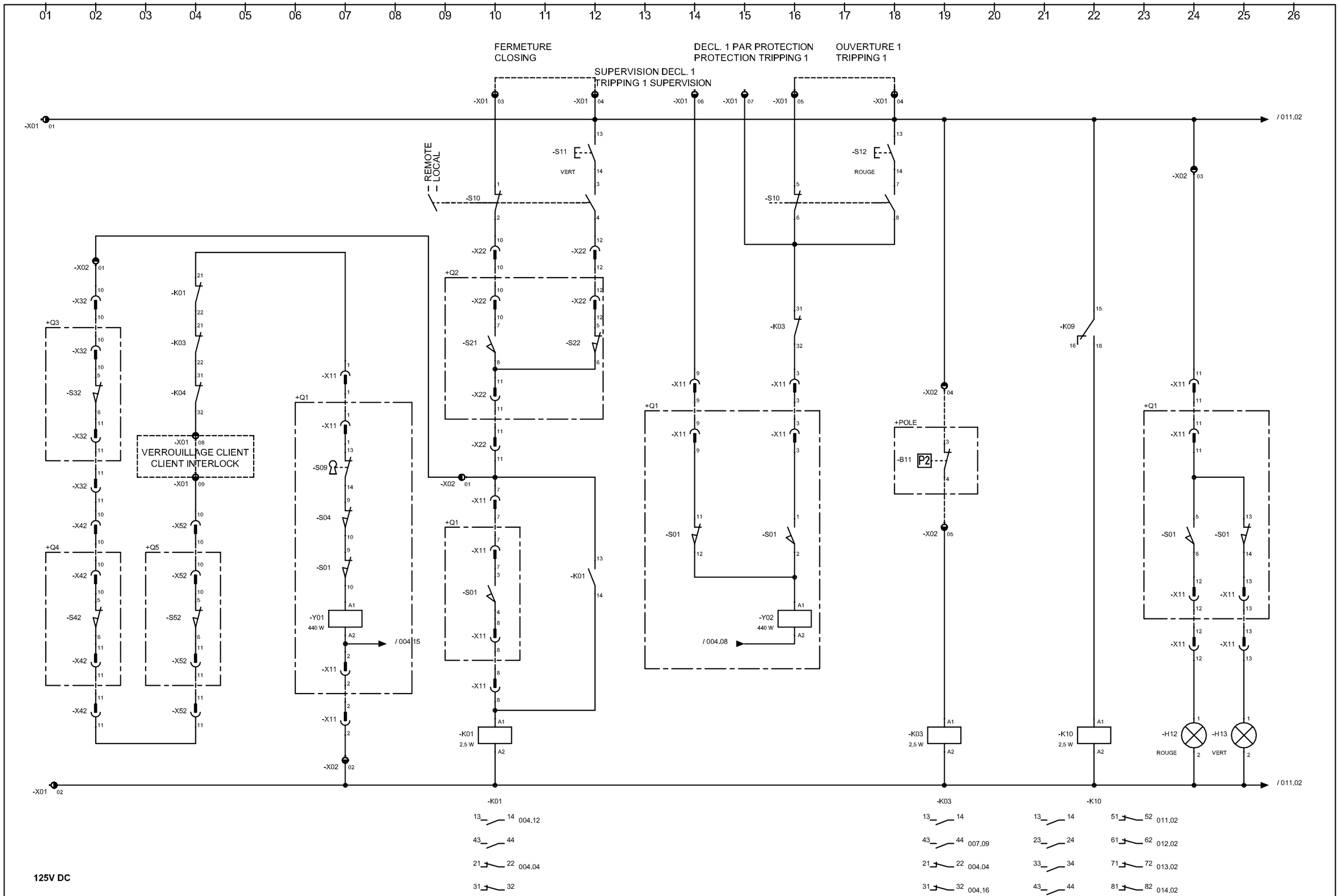

Version TEP	ENCLENCHEMENT - DECLENCHEMENT 1 CLOSING - TRIPPING 1	AREVA	VSFKG2M--EDD01D	IND	VER	CLE	PAGE
2.2.4				1	1	/	04 / 36

© AREVA T&D AHT Tous droits réservés / All rights reserved

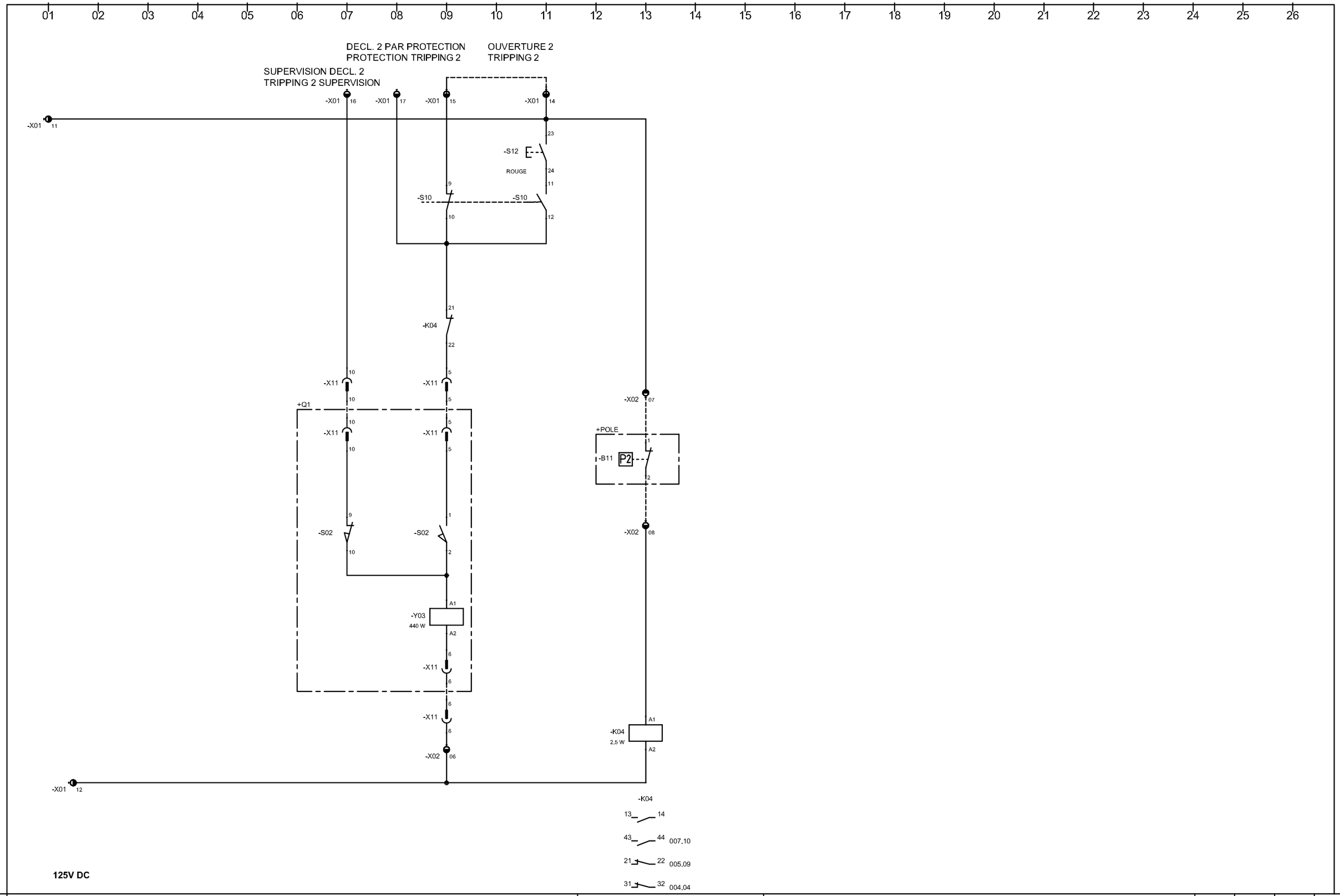

© AREVA T&D AHT Tous droits réservés / All rights reserved

Version TEP	DECLENCHEMENT 2 TRIPPING 2	AREVA	VSFKG2M--EDD01D	IND	VER	CLE	PAGE
2.2.4				1	1	/	05 / 36

© AREVA T&D AHT Tous droits réservés / All rechte vorbehalten / All rights reserved

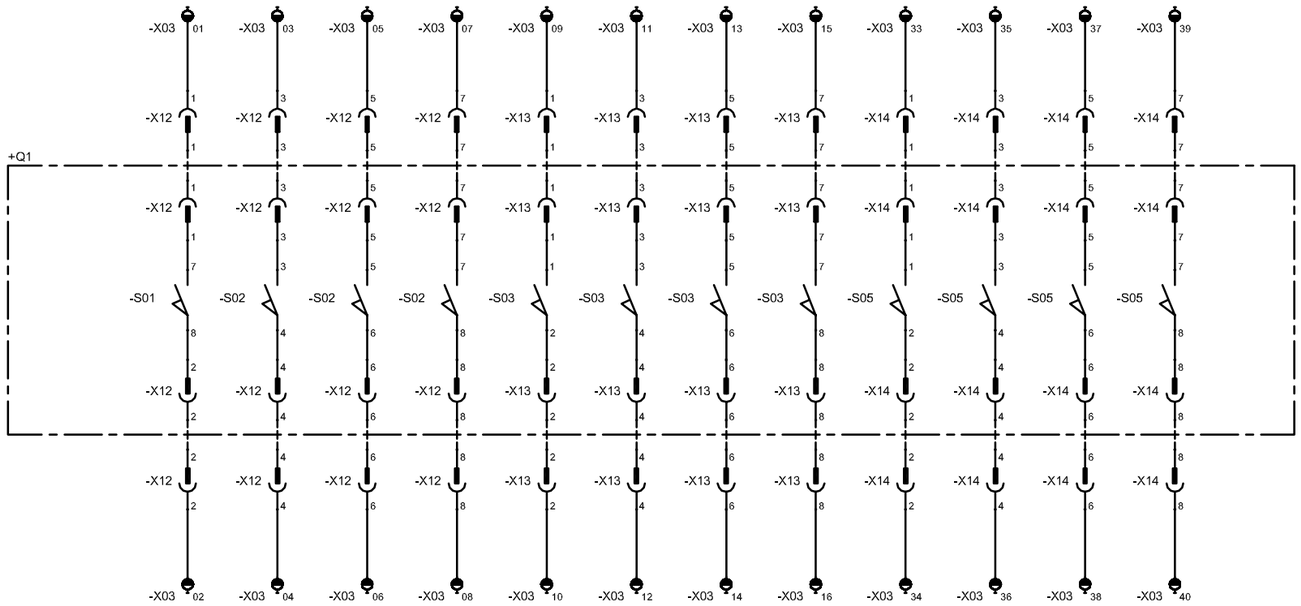

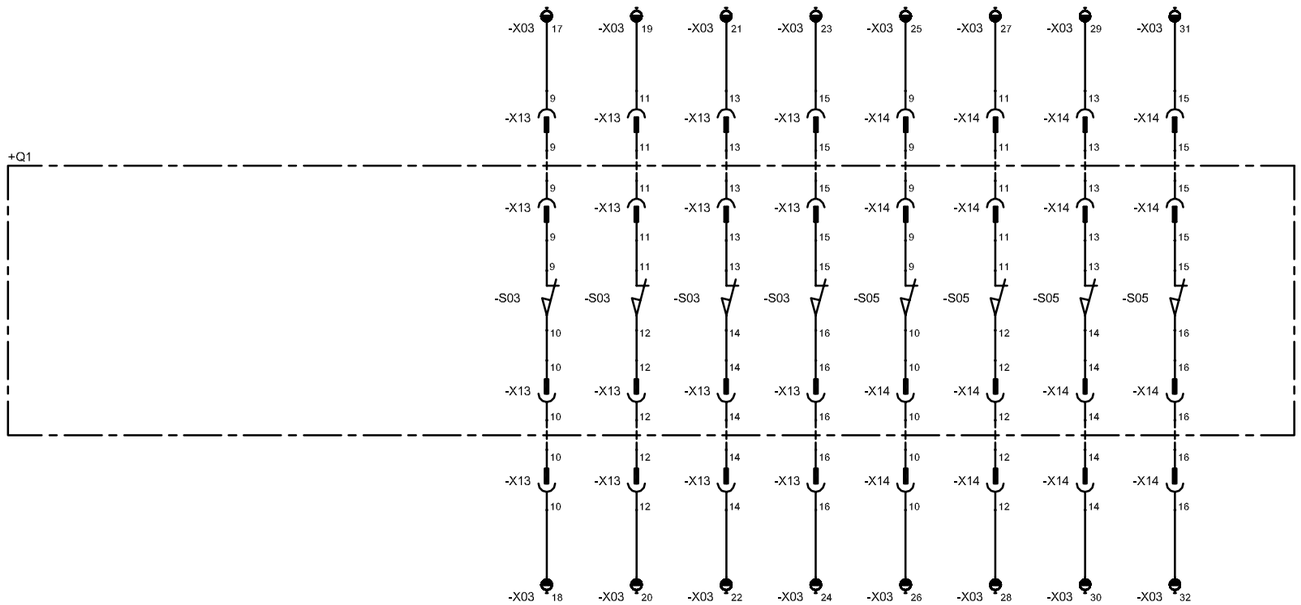

Version TEP	CONTACTS AUXILIAIRES LIBRES SPARES AUXILIARY CONTACTS	AREVA	VSFKG2M--EDD01D	IND	VER	CLE	PAGE
2.2.4				1	1	/	06 / 36

© AREVA T&D AHT Tous droits réservés / All rights reserved

01 02 03 04 05 06 07 08 09 10 11 12 13 14 15 16 17 18 19 20 21 22 23 24 25 26

-S10

CONTACT \ POSITION	REMOTE	LOCAL
1-2	X	
3-4		X
5-6	X	
7-8		X
9-10	X	
11-12		X
13-14	X	
15-16		X
17-18	X	
19-20		X
21-22	X	
23-24		X
25-26	X	
27-28		X
29-30	X	
31-32		X

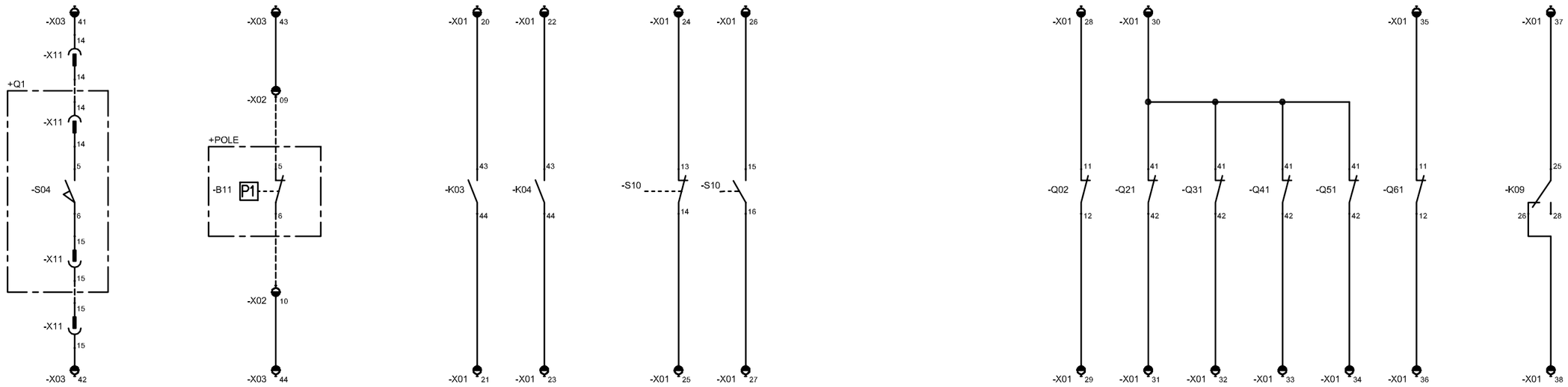

ETAT RESSORT
(FERME SI RESSORT NON ARME)
SPRING POSITION
(CLOSED WHEN SPRING DISCHARGED)

PRESSION SF6 1ER SEUIL
SF6 PRESSURE 1ST STAGE

PRESSION SF6 2EME SEUIL
SF6 PRESSURE 2ND STAGE

PRESSION SF6 2EME SEUIL
SF6 PRESSURE 2ND STAGE

POSITION COMMUTATEUR -S10
SWITCH -S10 POSITION

POSITION COMMUTATEUR -S10
SWITCH -S10 POSITION

DEFAUT MOTEUR DISJONCTEUR
CIRCUIT BREAKER MOTOR FAILURE

DEFAUT MOTEUR SECTIONNEUR -Q2
DISCONNECTOR SW. MOTOR FAILURE

DEFAUT MOTEUR SECTIONNEUR DE TERRE -Q3
EARTHING SWITCH MOTOR FAILURE

DEFAUT MOTEUR SECTIONNEUR DE TERRE -Q4
EARTHING SWITCH MOTOR FAILURE

DEFAUT MOTEUR SECTIONNEUR DE TERRE -Q4
STARTING DISCONNECTOR SWITCH MOTOR FAILURE

DEFAUT CHAUFFAGE - ECLAIRAGE
HEATING - LIGHTING FAILURE

ALIMENTATION TRIPHASEE
THREE PHASED SUPPLY

Version TEP	SIGNALISATION SIGNALLING	AREVA	VSFKG2M--EDD01D	IND	VER	CLE	PAGE
2.2.4				1	1	/	07 / 36

© AREVA T&D AHT Tous droits réservés / All rights reserved

ALIMENTATION MOTEUR FK AVEC COURANT MONOPHASE OU CONTINU
FK MOTOR SUPPLY WITH AC SINGLE PHASE OR DIRECT CURRENT

230V AC

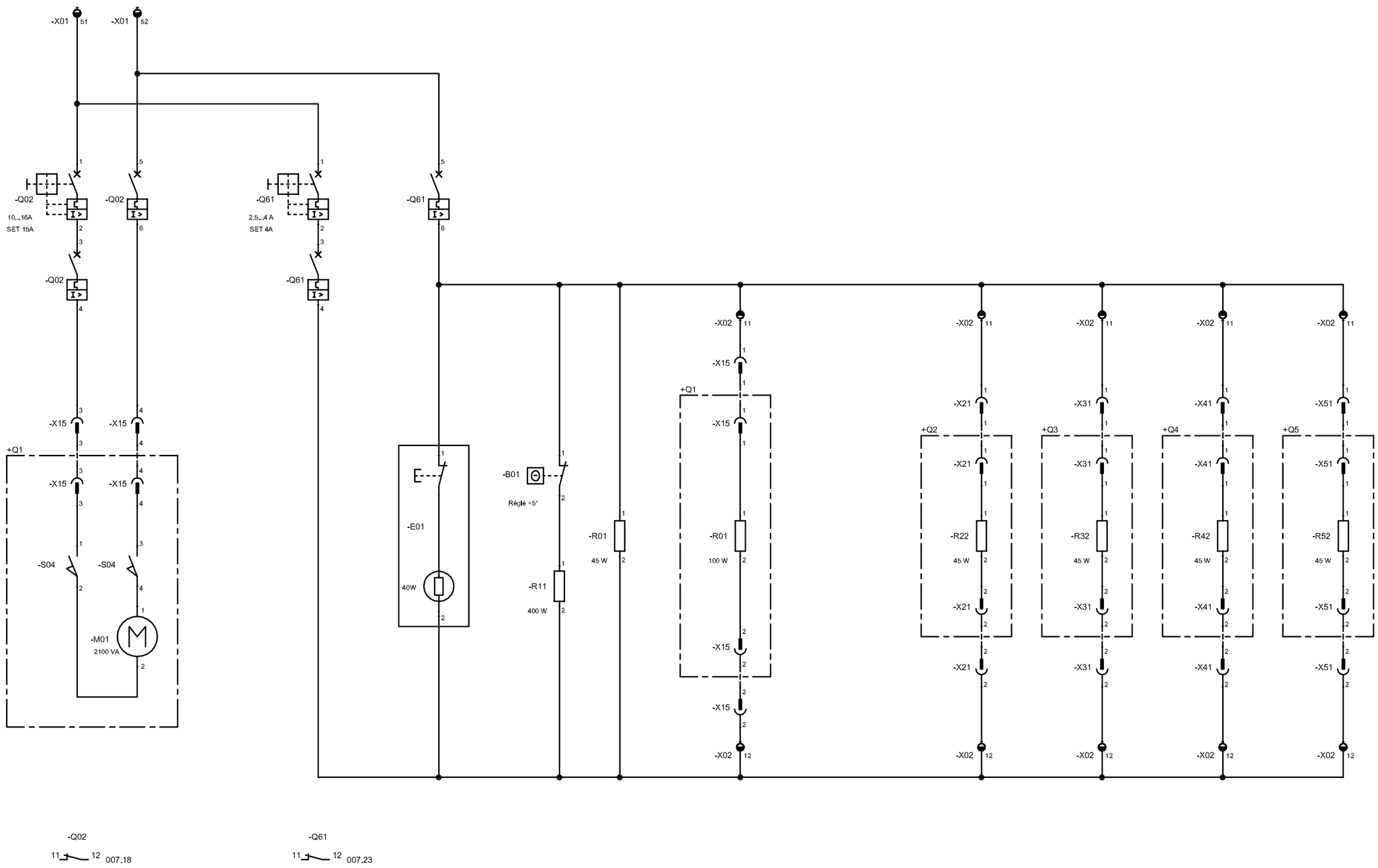

Version TEP	MOTEUR DISJONCTEUR - CHAUFFAGE - ECLAIRAGE CIRCUIT BREAKER MOTEUR - HEATING - LIGHTING	AREVA	VSFKG2M--EDD01D	IND	VER	CLE	PAGE
2.2.4				1	1	/	08/36

© AREVA T&D AHT Tous droits réservés / All rechte vorbehalten / All rights reserved

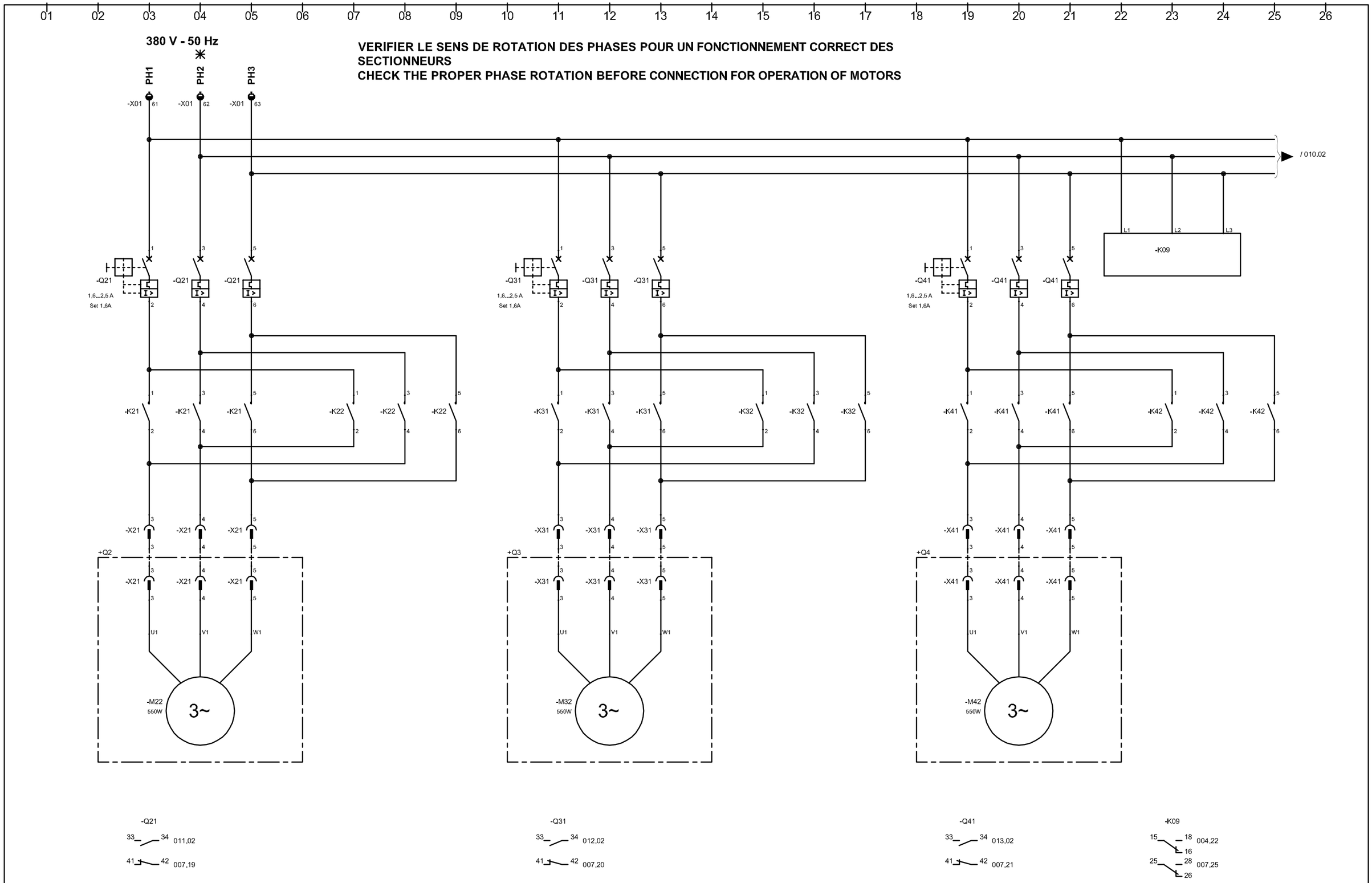

VERIFIER LE SENS DE ROTATION DES PHASES POUR UN FONCTIONNEMENT CORRECT DES SECTIONNEURS
CHECK THE PROPER PHASE ROTATION BEFORE CONNECTION FOR OPERATION OF MOTORS

Version TEP	SECTIONNEUR ET MALT - MOTEUR DISCONNECTOR AND EARTHING SWITCH - MOTOR	AREVA	VSFKG2M--EDD01D	IND	VER	CLE	PAGE
2.2.4				1	1	/	09 / 36

© AREVA T&D AHT Tous droits réservés / All rechte vorbehalten / All rights reserved

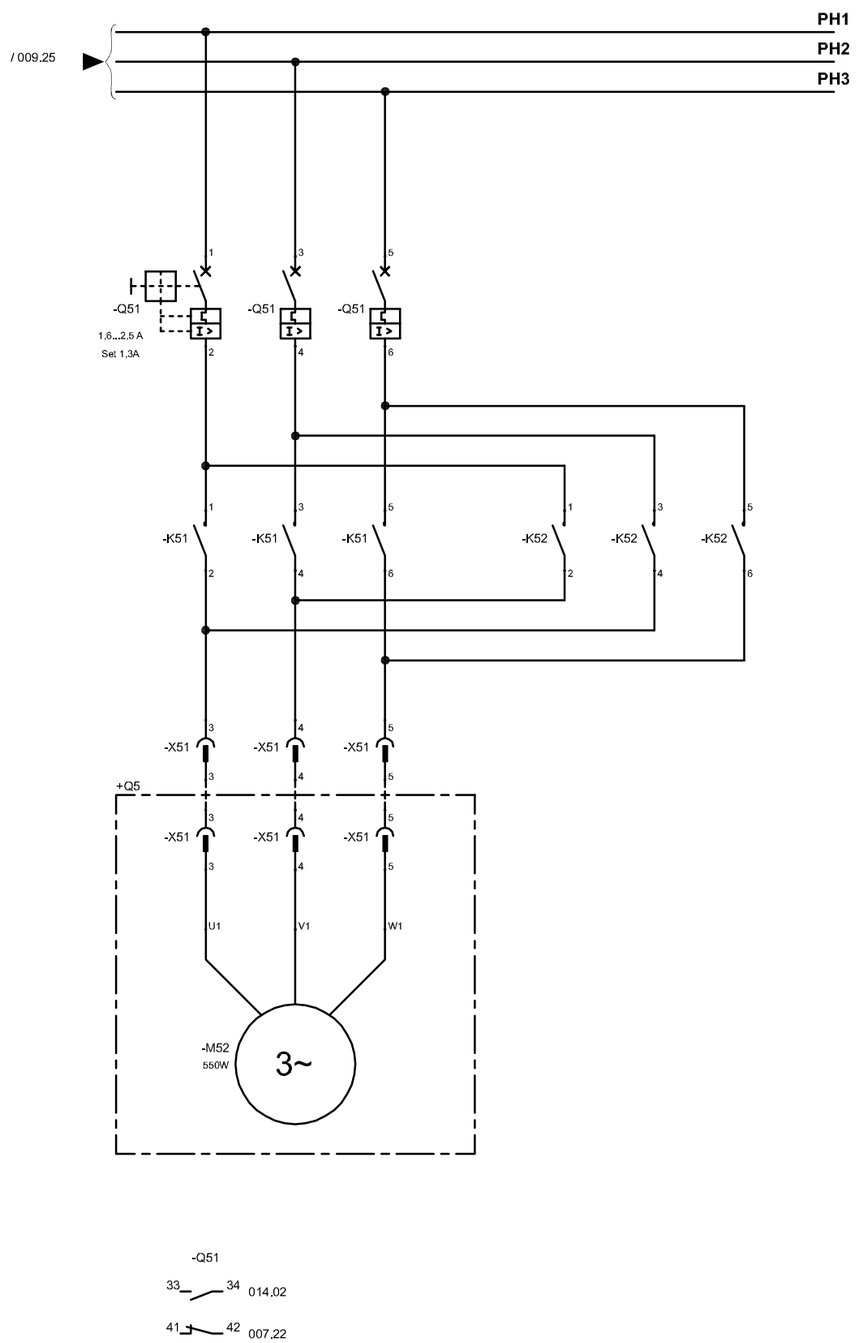

Version TEP	INJECTEUR DE COURANT - MOTEUR STARTING DISCONNECT SWITCH - MOTOR	AREVA	VSFKG2M--EDD01D	IND	VER	CLE	PAGE
2.2.4				1	1	/	10/36

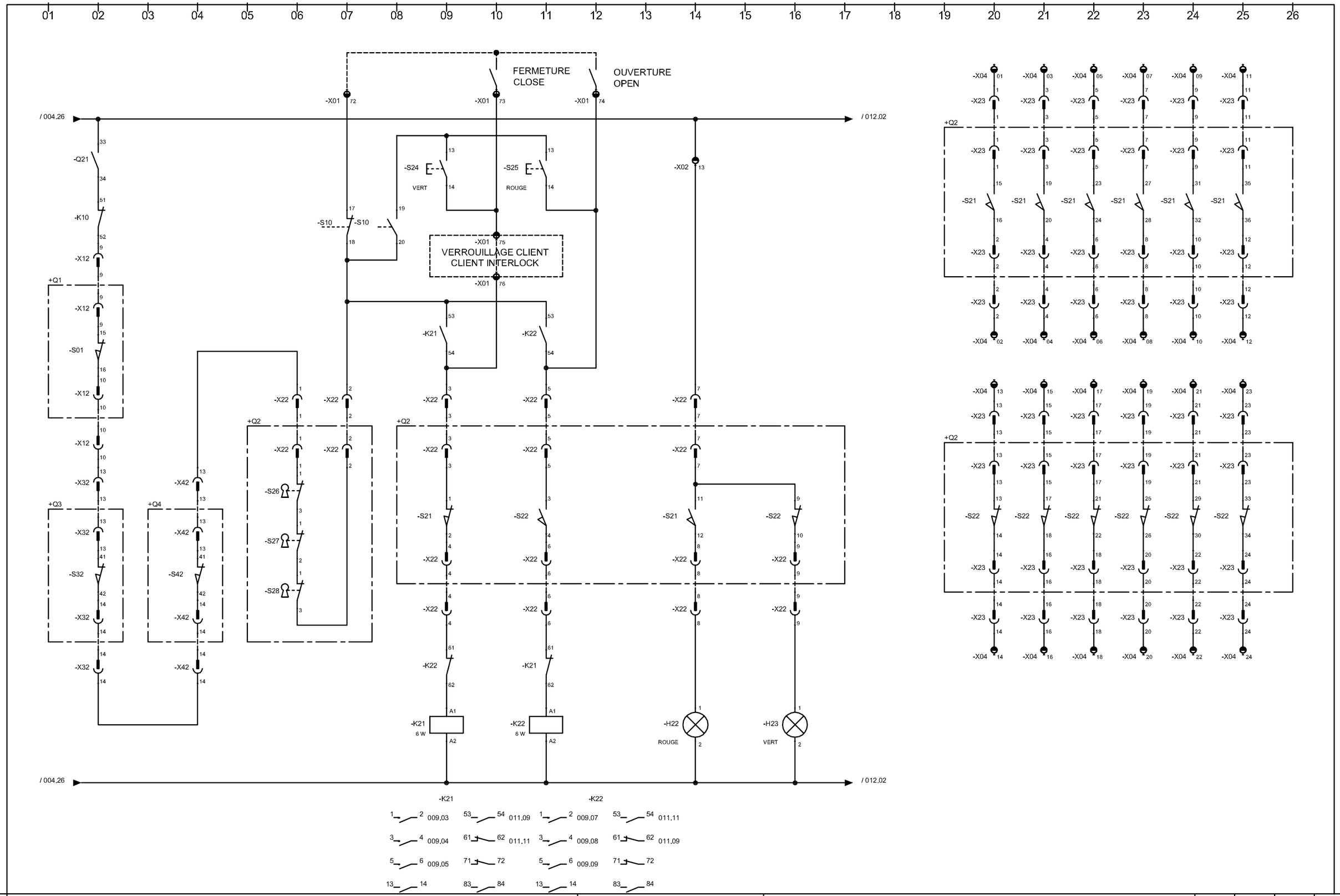

© AREVA T&D AHT Tous droits réservés / All rights reserved

Version TEP	SECTIONNEUR -Q2 - COMMANDE DISCONNECTEUR SWITCH -Q2 - CONTROL CIRCUIT	AREVA	VSFKG2M--EDD01D	IND	VER	CLE	PAGE
2.2.4				1	1	/	11 / 36

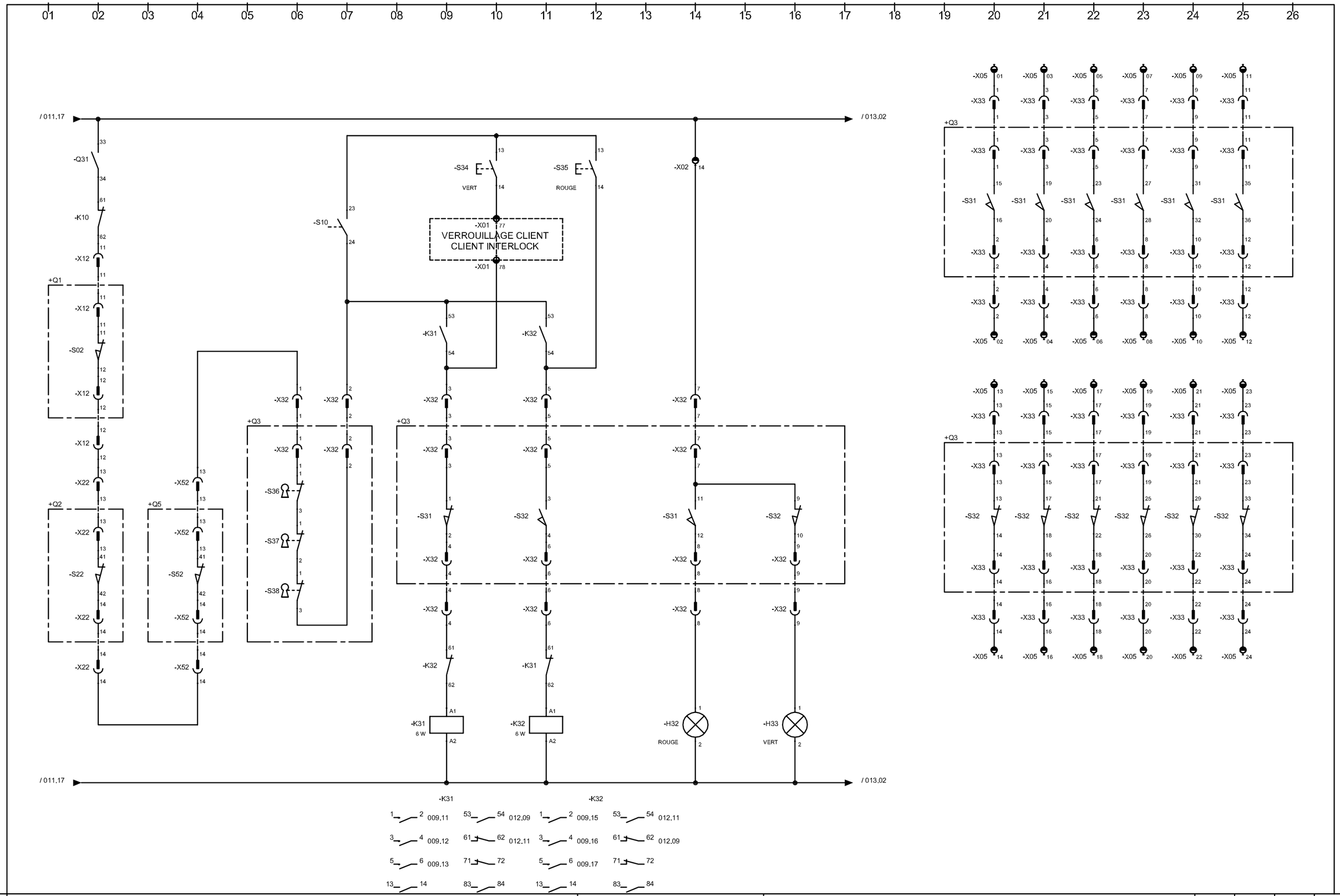

© AREVA T&D AHT Tous droits réservés / All rights reserved

Version TEP	MALT -Q3 - COMMANDE EARTHING SWITCH -Q3 - CONTROL CIRCUIT	AREVA	VSFKG2M--EDD01D	IND	VER	CLE	PAGE
2.2.4				1	1	/	12/36

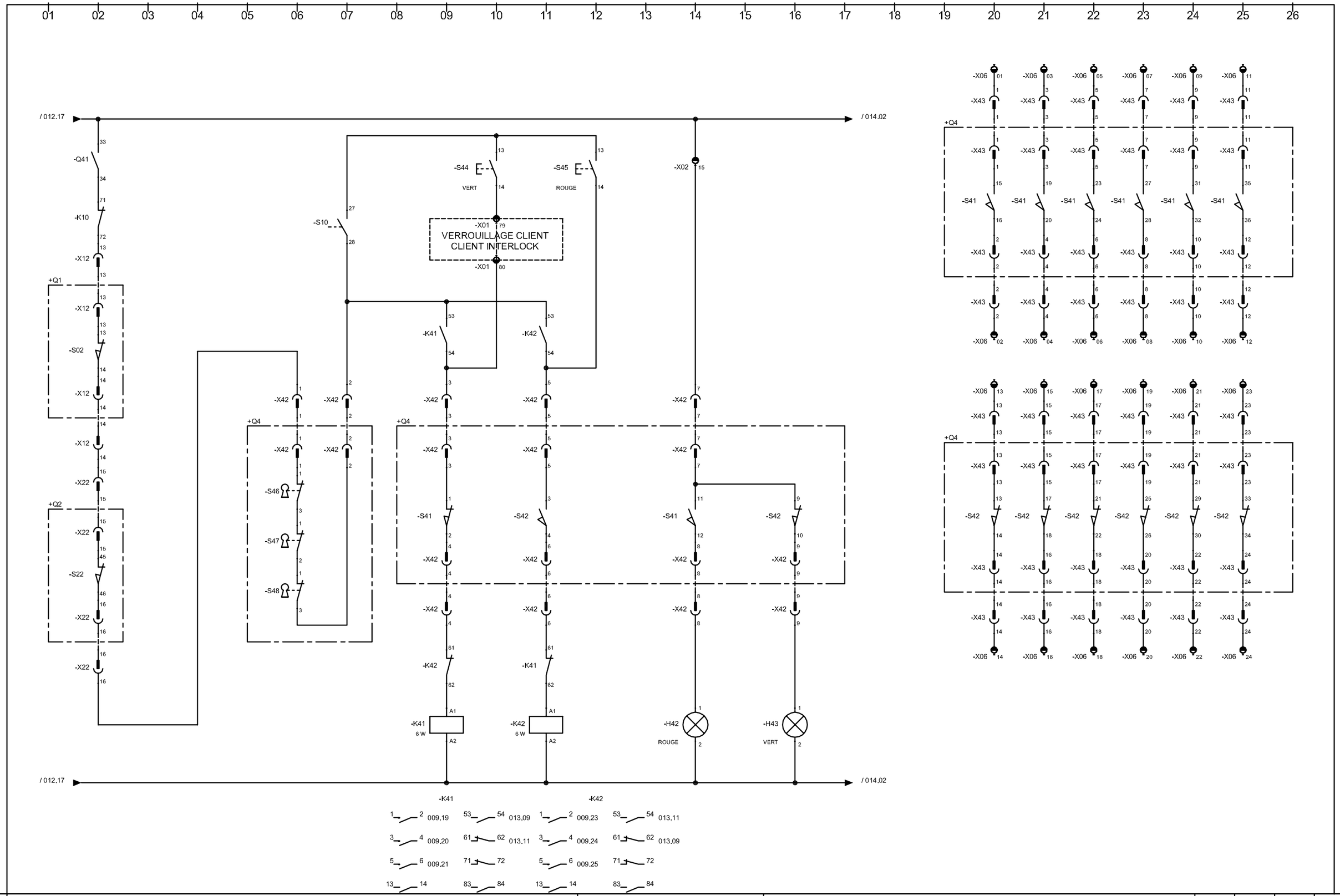

© AREVA T&D AHT Tous droits réservés / All rights reserved

Version TEP	MALT -Q4 - COMMANDE EARTHING SWITCH -Q3 - CONTROL CIRCUIT	AREVA	VSFKG2M--EDD01D	IND	VER	CLE	PAGE
2.2.4				1	1	/	13/36

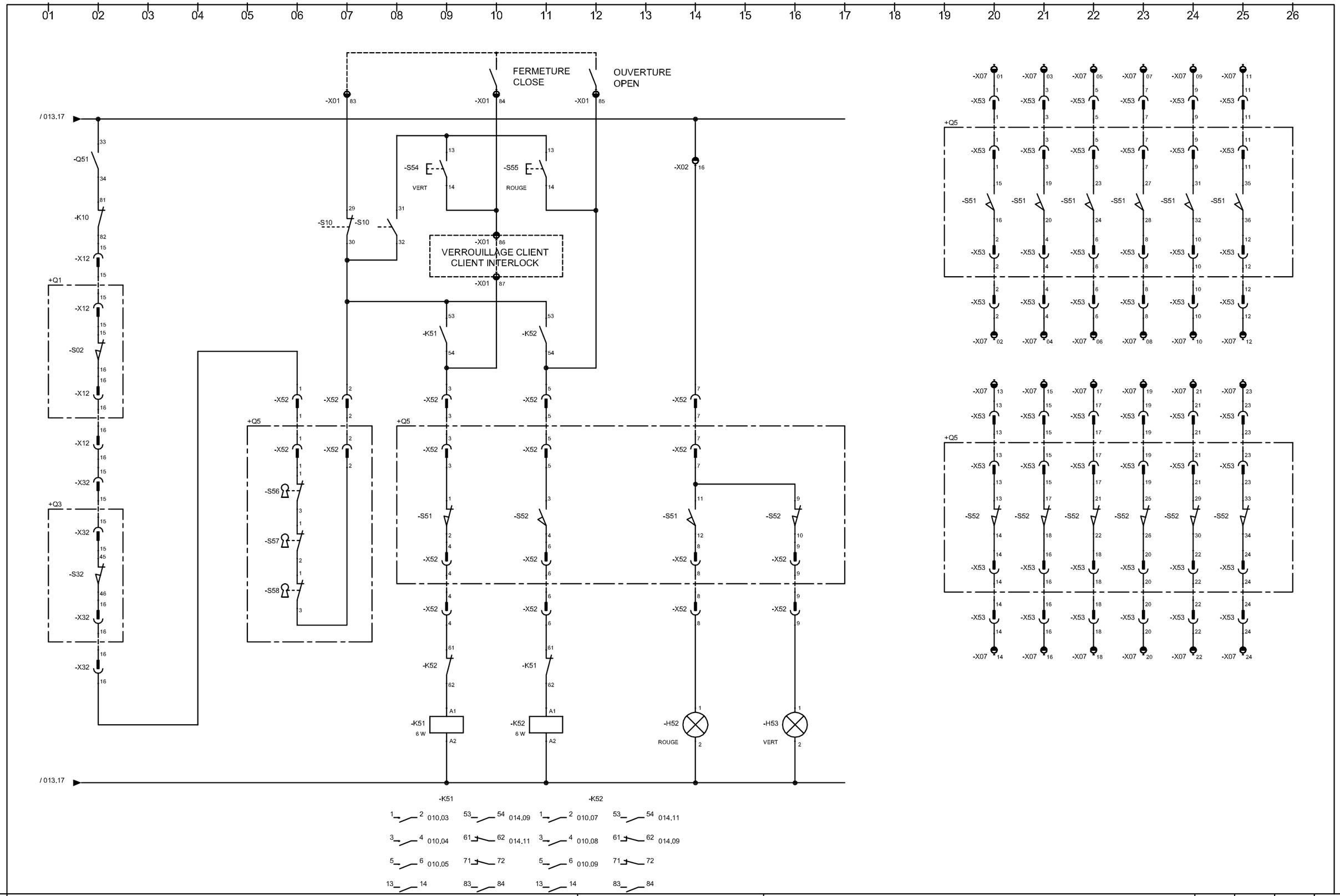

© AREVA T&D AHT Tous droits réservés / All rights reserved

Version TEP	SECTIONNEUR D'INJECTEUR COURANT -Q5 - COMMANDE STARTING SWITCH -Q5 - CONTROL CIRCUIT	AREVA	VSFKG2M--EDD01D	IND	VER	CLE	PAGE
2.2.4				1	1	/	14 / 36

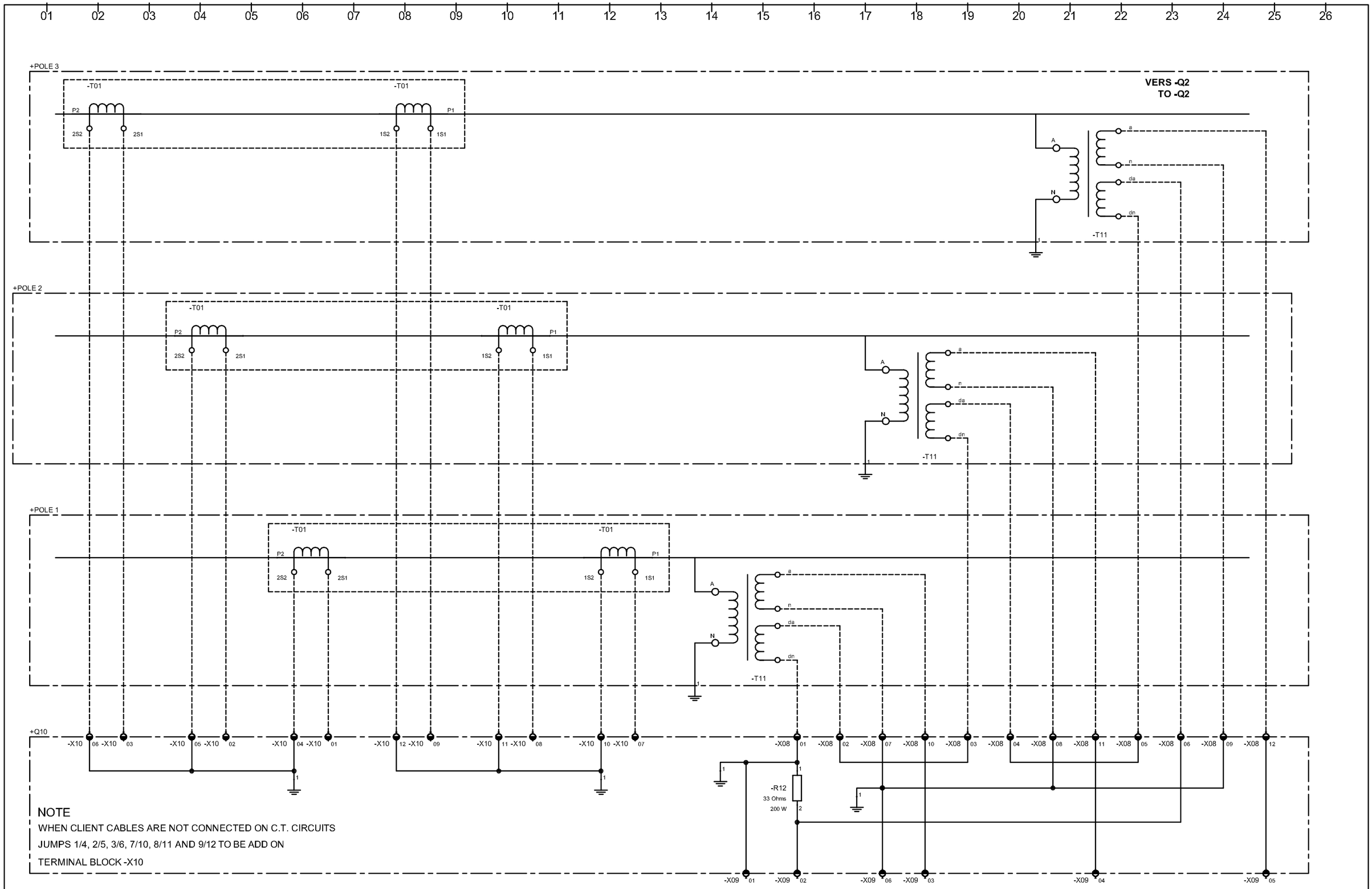

© AREVA T&D AHT Tous droits réservés / All rights reserved

Version TEP	TRANSFORMATEUR COURANT ET TENSION CURRENT AND VOLTAGE TRANSFORMER	AREVA	VSFKG2M--EDD01D	IND	VER	CLE	PAGE
2.2.4				1	1	/	15/36

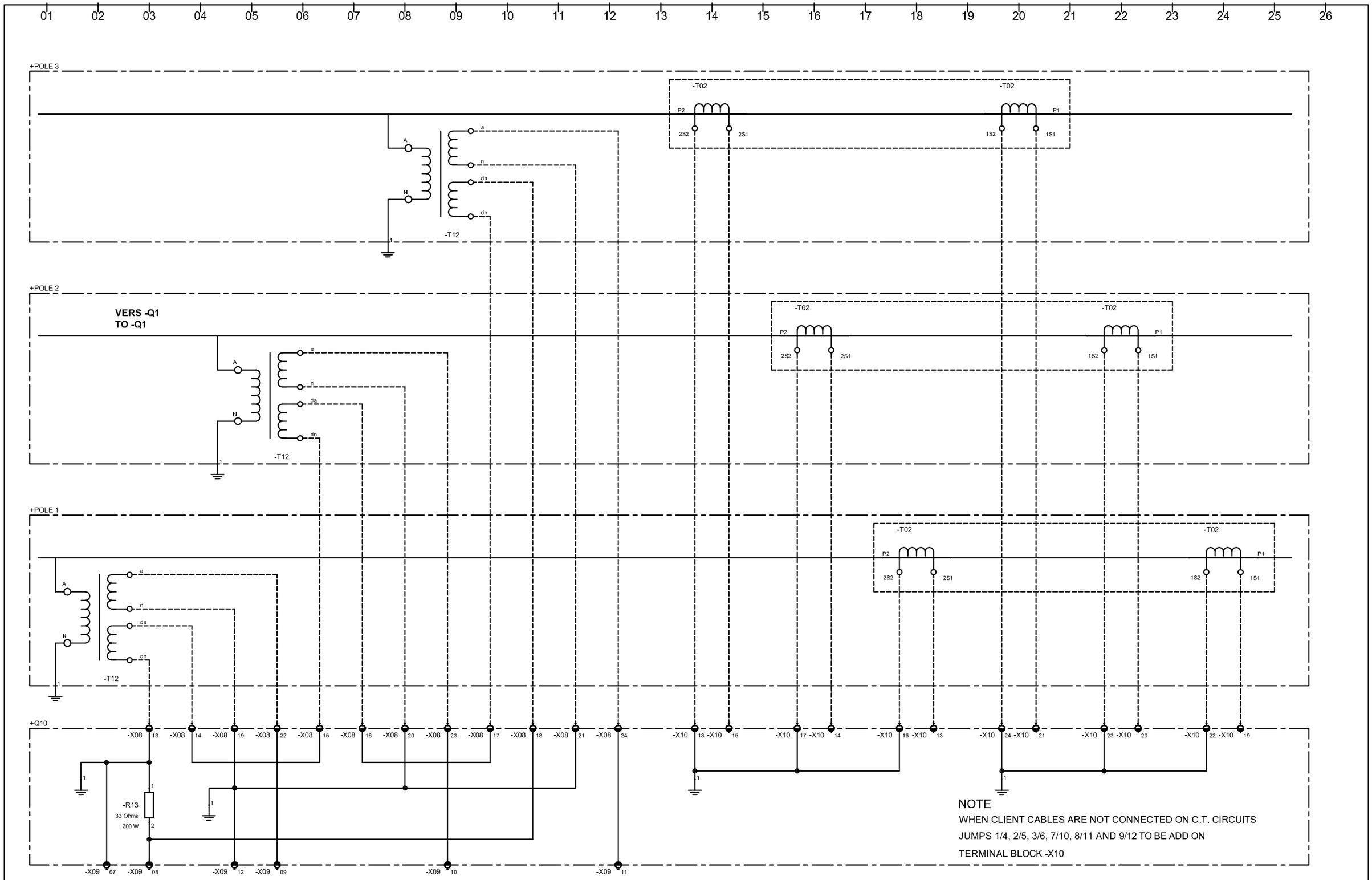

© AREVA T&D AHT Tous droits réservés / All rights reserved

Version TEP	TRANSFORMATEUR COURANT ET TENSION CURRENT AND VOLTAGE TRANSFORMER	AREVA	VSFKG2M--EDD01D	IND	VER	CLE	PAGE
2.2.4				1	1	/	16/36

REP	LOC	APPAREILLAGE	EQUIPMENT	FONCTION	FUNCTION	CHARACTERISTICS	SUPPLIER
-B01	+Q10	THERMOSTAT	THERMOSTAT	CHAUFFAGE ARMOIRE	CUBICLE HEATING	KTO 01140	Stego
-B11	+POLE	DENSIMETRE	DENSIMETER	PRESSION SF6 (P1=ALARME P2=VERROILLAGE)	SF6 PRESSURE (P1= ALARM P2=LOCKING	233.52.100	Vika
-E01	+Q10	DISPOSITIF D'ECLAIRAGE	LIGHTING DIVICE	ARMOIRE	CUBICLE	.	Alstom
-H12	+Q10	VOYANT, PAVE LED ROUGE	INDICATING LAMP, INDICATING LED (RED)	POSITION DISJONCTEUR FERME,	C.B. CLOSED POSITION,	493 027 05, 493 019 15	Entrelec
-H13	+Q10	VOYANT, PAVE LED VERT	INDICATING LAMP, INDICATING LED (GREEN)	POSITION DISJONCTEUR OUVERT,	C.B. OPEN POSITION,	493 027 05, 493 020 12	Entrelec
-H22	+Q10	VOYANT, PAVE LED ROUGE	INDICATING LAMP, INDICATING LED (RED)	POSITION SECTIONNEUR FERME,	DISCONNECT SWITCH CLOSED POSITION,	493 027 05, 493 019 15	Entrelec
-H23	+Q10	PAVE LED VERT, VOYANT	INDICATING LED (GREEN), INDICATING LAMP	POSITION SECTIONNEUR OUVERT	DISCONNECT SWITCH OPEN POSITION	493 020 12, 493 027 05	Entrelec
-H32	+Q10	VOYANT, PAVE LED ROUGE	INDICATING LAMP, INDICATING LED (RED)	POSITION MALT FERMEE,	EARTHING SWITCH CLOSED POSITION,	493 027 05, 493 019 15	Entrelec
-H33	+Q10	VOYANT, PAVE LED VERT	INDICATING LAMP, INDICATING LED (GREEN)	POSITION MALT OUVERTE,	EARTHING SWITCH OPEN POSITION,	493 027 05, 493 020 12	Entrelec
-H42	+Q10	VOYANT, PAVE LED ROUGE	INDICATING LAMP, INDICATING LED (RED)	POSITION MALT FERMEE,	EARTHING SWITCH CLOSED POSITION,	493 027 05, 493 019 15	Entrelec
-H43	+Q10	VOYANT, PAVE LED VERT	INDICATING LAMP, INDICATING LED (GREEN)	POSITION MALT OUVERTE,	EARTHING SWITCH OPEN POSITION,	493 027 05, 493 020 12	Entrelec
-H52	+Q10	VOYANT, PAVE LED ROUGE	INDICATING LAMP, INDICATING LED (RED)	POSITION SECT. DE DEMARRAGE FERMEE,	STARTING DISCON. SWITCH CLOSED POSITION,	493 027 05, 493 019 15	Entrelec
-H53	+Q10	VOYANT, PAVE LED VERT	INDICATING LAMP, INDICATING LED (GREEN)	POSITION SECT. DE DEMARRAGE OUVERT,	STARTING DISCON. SWITCH OPEN POSITION,	493 027 05, 493 020 12	Entrelec
-K01	+Q10	RELAIS	RELAY	ANTI-POMPAGE	ANTIPUMPING	700DC-M220-Z3	Allen Bradley
-K03	+Q10	RELAIS	RELAY	BAISSE PRESSION SF6 - 2EME SEUIL	SF6 SUPERVISION - 2ND STAGE	700DC-M220-Z3	Allen Bradley
-K04	+Q10	RELAIS	RELAY	BAISSE PRESSION SF6 - 2EME SEUIL	SF6 SUPERVISION - 2ND STAGE	700DC-M220-Z3	Allen Bradley
-K09	+Q10	RELAIS	RELAY	CONTROLE TENSION TRIPHASE	THREE PHASE CONTROL SUPPLY	RMA TA32	Télémécanique
-K10	+Q10	RELAIS, CONTACT AUXILIAIRE	RELAY, AUXILIARY CONTACT	CONTROL TENSION TRIPHASE,	THREE PHASE CONTROL SUPPLY,	700DC-M400-Z3, 195-MA-04	Allen Bradley
-K21	+Q10	CONTACTEUR, CONTACT AUXILIAIRE	CONTACTOR, AUXILIARY CONTACT	FERMETURE SECTIONNEUR ,	DISCONNECT SWITCH CLOSING ,	100-C12ZS, 100-FA22	Allen Bradley
-K22	+Q10	CONTACT AUXILIAIRE, CONTACTEUR	AUXILIARY CONTACT, CONTACTOR	OUVERTURE SECTIONNEUR	DISCONNECT SWITCH OPENING	100-FA22, 100-C12ZS	Allen Bradley
-K31	+Q10	CONTACT AUXILIAIRE, CONTACTEUR	AUXILIARY CONTACT, CONTACTOR	FERMETURE MALT	EARTHING SWITCH CLOSING	100-FA22, 100-C12ZS	Allen Bradley
-K32	+Q10	CONTACTEUR, CONTACT AUXILIAIRE	CONTACTOR, AUXILIARY CONTACT	OUVERTURE MALT,	EARTHING SWITCH OPENING,	100-C12ZS, 100-FA22	Allen Bradley
-K41	+Q10	CONTACTEUR, CONTACT AUXILIAIRE	CONTACTOR, AUXILIARY CONTACT	FERMETURE MALT,	EARTHING SWITCH CLOSING,	100-C12ZS, 100-FA22	Allen Bradley
-K42	+Q10	CONTACT AUXILIAIRE, CONTACTEUR	AUXILIARY CONTACT, CONTACTOR	OUVERTURE MALT	EARTHING SWITCH OPENING	100-FA22, 100-C12ZS	Allen Bradley
-K51	+Q10	CONTACTEUR, CONTACT AUXILIAIRE	CONTACTOR, AUXILIARY CONTACT	FERMETURE SECT.DE DEMARRAGE,	STARTING DISCON. SWITCH CLOSING,	100-C12ZS, 100-FA22	Allen Bradley
-K52	+Q10	CONTACTEUR, CONTACT AUXILIAIRE	CONTACTOR, AUXILIARY CONTACT	OUVERTURE SECT.DE DEMARRAGE,	STARTING DISCON. SWITCH OPENING,	100-C12ZS, 100-FA22	Allen Bradley
-M01	+Q1	MOTEUR	MOTOR	REARME RESSORT	SPRING RESETTING	S49101018-02	Alstom
-M22	+Q2	MOTEUR	MOTOR	SECTIONNEUR	DISCONNECT SWITCH	T71B2	Motovario
-M32	+Q3	MOTEUR	MOTOR	MALT	EARTHING SWITCH	T71B2	Motovario
-M42	+Q4	MOTEUR	MOTOR	MALT	EARTHING SWITCH	T71B2	Motovario
-M52	+Q5	MOTEUR	MOTOR	SECTIONNEUR DE DEMARRAGE	STARTING DISCON. SWITCH	T71B2	Motovario
-Q02	+Q10	DISJONCTEUR, CONTACT AUXILIAIRE	THERMO MAGNETIC CIRCUIT BREAKER , AUXILIARY CONTACT	CIRCUIT MOTEUR DISJONCTEUR,	C.B. MOTOR CIRCUIT,	140M-C2E-C16, 140M-C-AFA01	Allen Bradley

REFERENCES ET CARACTERISTIQUES NE SONT DONNEES QU'A TITRE INDICATIF. ELLES NE PEUVENT EN AUCUN CAS SERVIR A COMMANDER DU MATERIEL.
REFERENCES AND CHARACTERISTICS CANNOT BE USED TO ORDER EQUIPMENT. THESE ARE GIVEN ONLY FOR INDICATION.

© AREVA T&D AHT Tous droits réservés / All rights reserved

REP	LOC	APPAREILLAGE	EQUIPMENT	FONCTION	FUNCTION	CHARACTERISTICS	SUPPLIER
-Q21	+Q10	DISJONCTEUR, CONTACT AUXILIAIRE	THERMO MAGNETIC CIRCUIT BREAKER , AUXILIARY CONTACT	CIRCUIT MOTEUR SECTIONNEUR,	DISCONNECT SWITCH MOTOR CIRCUIT,	140M-C2E-B25, 140M-C-ASA11	Allen Bradley
-Q31	+Q10	DISJONCTEUR, CONTACT AUXILIAIRE	THERMO MAGNETIC CIRCUIT BREAKER , AUXILIARY CONTACT	CIRCUIT MOTEUR MALT,	EARTHING SWITCH MOTOR CIRCUIT,	140M-C2E-B25, 140M-C-ASA11	Allen Bradley
-Q41	+Q10	DISJONCTEUR, CONTACT AUXILIAIRE	THERMO MAGNETIC CIRCUIT BREAKER , AUXILIARY CONTACT	CIRCUIT MOTEUR MALT,	EARTHING SWITCH MOTOR CIRCUIT,	140M-C2E-B25, 140M-C-ASA11	Allen Bradley
-Q51	+Q10	CONTACT AUXILIAIRE, DISJONCTEUR	AUXILIARY CONTACT, THERMO MAGNETIC CIRCUIT BREAKER	CIRCUIT MOTEUR SECT. DE DEMARRAGE	STARTING DISCON. SW. MOTOR CIRCUIT	140M-C-ASA11, 140M-C2E-B25	Allen Bradley
-Q61	+Q10	DISJONCTEUR, CONTACT AUXILIAIRE	THERMO MAGNETIC CIRCUIT BREAKER , AUXILIARY CONTACT	CIRCUIT CHAUFFAGE ET ECLAIRAGE,	HEATING AND LIGHTING CIRCUIT,	140M-C2E-B40, 140M-C-AFA01	Allen Bradley
-R01	+Q1	RESISTANCE	RESISTOR	CHAUFFAGE PERMANENT	PERMANENT HEATING	HG140	Stego
-R01	+Q10	RESISTANCE	RESISTOR	CHAUFFAGE PERMANENT	PERMANENT HEATING	HG140	Stego
-R11	+Q10	RESISTANCE	RESISTOR	CHAUFFAGE THERMOSTATE ARMOIRE	CUBICLE HEATING WITH THERMOSTAT	631003-02/D	Vulcanic
-R12	+Q10	RESISTANCE	RESISTOR	ANTI FERRORESONANCE	FERRORESONANCE DUMPING	30x153	Mcb
-R13	+Q10	RESISTANCE	RESISTOR	ANTI FERRORESONANCE	FERRORESONANCE DUMPING	30x153	Mcb
-R22	+Q2	RESISTANCE	RESISTOR	CHAUFFAGE PERMANENT	PERMANENT HEATING	HG140	Stego
-R32	+Q3	RESISTANCE	RESISTOR	CHAUFFAGE PERMANENT	EARTHING SWITCH	HG140	Stego
-R42	+Q4	RESISTANCE	RESISTOR	CHAUFFAGE PERMANENT	PERMANENT HEATING	HG140	Stego
-R52	+Q5	RESISTANCE	RESISTOR	CHAUFFAGE PERMANENT	PERMANENT HEATING	HG140	Stego
-S01	+Q1	COMMUTATEUR	SWITCH	CONTACTS AUXILIAIRES DISJONCTEUR	C.B. AUXILIARY SWITCHES	CR90	Alstom
-S02	+Q1	COMMUTATEUR	SWITCH	CONTACTS AUXILIAIRES DISJONCTEUR	C.B. AUXILIARY SWITCHES	CR90	Alstom
-S03	+Q1	COMMUTATEUR	SWITCH	CONTACTS AUXILIAIRES DISJONCTEUR	C.B. AUXILIARY SWITCHES	CR90	Alstom
-S04	+Q1	COMMUTATEUR	SWITCH	FIN DE REARME RESSORT	MOTOR LIMIT SWITCH	CR90	Alstom
-S05	+Q1	COMMUTATEUR	SWITCH	CONTACTS AUXILIAIRES DISJONCTEUR	C.B. AUXILIARY SWITCHES	CR90	Alstom
-S09	+Q1	SERRURE A CONTACT	LOCK WITH CONTACT	VERROUILLAGE DISJONCTEUR OUVERT	LOCKING C.B. IN OPEN POSITION	ELN 11 AP	HF Sécurité
-S10	+Q10	COMMUTATEUR A 2 POSITIONS	SWITCH WITH 2 POSITIONS	DISTANCE - LOCAL	REMOTE - LOCAL	CHR16	Krauss&Naimer
-S11	+Q10	BOUTON POUSSOIR,	PUSH BUTTON,	ENCLENCHEMENT DISJONCTEUR,	CIRCUIT BREAKER CLOSING,	800E-3LX20, 800EP-F306W	Allen Bradley
-S12	+Q10	BOUTON POUSSOIR	PUSH BUTTON	DECLENCHEMENT DISJONCTEUR	CIRCUIT BREAKER TRIPPING	800EP-F405W, 800E-3LX20	Allen Bradley
-S21	+Q2	COMMUTATEUR	SWITCH	FIN DE COURSE FERMETURE SECTIONNEUR	DISCONNECT SWITCH CLOSING LIMIT SWITCH	CHR10	Krauss&Naimer
-S22	+Q2	COMMUTATEUR	SWITCH	FIN DE COURSE OUVERTURE SECTIONNEUR	DISCONNECT SWITCH OPENING LIMIT SWITCH	CHR10	Krauss&Naimer
-S24	+Q10	BOUTON POUSSOIR,	PUSH BUTTON,	FERMETURE SECTIONNEUR,	DISCONNECT SWITCH CLOSING,	800E-3LX20, 800EP-F306W	Allen Bradley
-S25	+Q10	BOUTON POUSSOIR,	PUSH BUTTON,	OUVERTURE SECTIONNEUR,	DISCONNECT SWITCH OPENING,	800E-3LX20, 800EP-F405W	Allen Bradley
-S26	+Q2	MICRO-CONTACT DE SERRURE	MICRO-SWITCH FOR LOCK	VERROUILLAGE SECTIONNEUR FERME	LOCKING DISCON. SW. IN CLOSING POSITION	Z15GW22-B	Omron
-S27	+Q2	MICRO-CONTACT DE SERRURE	MICRO-SWITCH FOR LOCK	VERROUILLAGE SECTIONNEUR OUVERT	LOCKING DISCON. SW. IN OPENING POSITION	Z15GW22-B	Omron
-S28	+Q2	MICRO-CONTACT DE SERRURE	MICRO-SWITCH FOR LOCK	VERROUILLAGE INTRODUCTION MANIVELLE	CRANK ENTRANCE LOCKING	Z15GW22-B	Omron
-S31	+Q3	COMMUTATEUR	SWITCH	FIN DE COURSE FERMETURE MALT	EARTHING SWITCH CLOSING LIMIT SWITCH	CHR10	Krauss&Naimer
-S32	+Q3	COMMUTATEUR	SWITCH	FIN DE COURSE OUVERTURE MALT	EARTHING SWITCH OPENING LIMIT SWITCH	CHR10	Krauss&Naimer
-S34	+Q10	BOUTON POUSSOIR,	PUSH BUTTON,	FERMETURE MALT,	EARTHING SWITCH CLOSING,	800E-3LX20, 800EP-F306W	Allen Bradley
-S35	+Q10	BOUTON POUSSOIR,	PUSH BUTTON,	OUVERTURE MALT,	EARTHING SWITCH OPENING,	800E-3LX20, 800EP-F405W	Allen Bradley
-S36	+Q3	MICRO-CONTACT DE SERRURE	MICRO-SWITCH FOR LOCK	VERROUILLAGE MALT FERMEE	LOCKING EARTHING SW. IN CLOSING POSITION	Z15GW22-B	Omron
-S37	+Q3	MICRO-CONTACT DE SERRURE	MICRO-SWITCH FOR LOCK	VERROUILLAGE MALT OUVERTE	LOCKING EARTHING SW. IN OPENING POSITION	Z15GW22-B	Omron
-S38	+Q3	MICRO-CONTACT DE SERRURE	MICRO-SWITCH FOR LOCK	VERROUILLAGE INTRODUCTION DE MANIVELLE	CRANK ENTRANCE LOCKING	Z15GW22-B	Omron

REFERENCES ET CARACTERISTIQUES NE SONT DONNEES QU'A TITRE INDICATIF. ELLES NE PEUVENT EN AUCUN CAS SERVIR A COMMANDER DU MATERIEL.
REFERENCES AND CHARACTERISTICS CANNOT BE USED TO ORDER EQUIPMENT. THESE ARE GIVEN ONLY FOR INDICATION.

© AREVA T&D AHT Tous droits réservés / All rechte vorbehalten / All rights reserved

REP	LOC	APPAREILLAGE	EQUIPMENT	FONCTION	FUNCTION	CHARACTERISTICS	SUPPLIER
-S41	+Q4	COMMUTATEUR	SWITCH	FIN DE COURSE FERMETURE MALT	EARTHING SWITCH CLOSING LIMIT SWITCH	CHR10	Krauss&Naimer
-S42	+Q4	COMMUTATEUR	SWITCH	FIN DE COURSE OUVERTURE MALT	EARTHING SWITCH OPENING LIMIT SWITCH	CHR10	Krauss&Naimer
-S44	+Q10	BOUTON POUSSOIR,	PUSH BUTTON,	FERMETURE MALT,	EARTHING SWITCH CLOSING,	800E-3LX20, 800EP-F306W	Allen Bradley
-S45	+Q10	BOUTON POUSSOIR,	PUSH BUTTON,	OUVERTURE MALT,	EARTHING SWITCH OPENING,	800E-3LX20, 800EP-F405W	Allen Bradley
-S46	+Q4	MICRO-CONTACT DE SERRURE	MICRO-SWITCH FOR LOCK	VERROILLAGE MALT FERMEE	LOCKING EARTHING SW. IN CLOSING POSITION	Z15GW22-B	Omron
-S47	+Q4	MICRO-CONTACT DE SERRURE	MICRO-SWITCH FOR LOCK	VERROUILLAGE MALT OUVERTE	LOCKING EARTHING SW. IN OPENING POSITION	Z15GW22-B	Omron
-S48	+Q4	MICRO-CONTACT DE SERRURE	MICRO-SWITCH FOR LOCK	VERROUILLAGE INTRODUCTION DE MANIVELLE	CRANK ENTRANCE LOCKING	Z15GW22-B	Omron
-S51	+Q5	COMMUTATEUR	SWITCH	FIN DE COURSE FERMETURE SECT. DE DEMARRAGE	STARTING DISCONNECT SW. CLOSING LIMIT SWITCH	CHR10	Krauss&Naimer
-S52	+Q5	COMMUTATEUR	SWITCH	FIN DE COURSE OUVERTURE SECT. DE DEMARRAGE	STARTING DISCONNECT SW. OPENING LIMIT SWITCH	CHR10	Krauss&Naimer
-S54	+Q10	BOUTON POUSSOIR,	PUSH BUTTON,	FERMETURE SECT. DE DEMARRAGE,	STARTING DISCON. SWITCH CLOSING,	800E-3LX20, 800EP-F306W	Allen Bradley
-S55	+Q10	BOUTON POUSSOIR,	PUSH BUTTON,	OUVERTURE SECT. DE DEMARRAGE,	STARTING DISCON. SWITCH OPENING,	800E-3LX20, 800EP-F405W	Allen Bradley
-S56	+Q5	MICRO-CONTACT DE SERRURE	MICRO-SWITCH FOR LOCK	VERROUILLAGE SECT. DE DEMARRAGE FERME	LOCKING STARTING SW. IN CLOSING POSITION	Z15GW22-B	Omron
-S57	+Q5	MICRO-CONTACT DE SERRURE	MICRO-SWITCH FOR LOCK	VERROUILLAGE SECT. DE DEMARRAGE OUVERT	LOCKING STARTING SW. IN OPENING POSITION	Z15GW22-B	Omron
-S58	+Q5	MICRO-CONTACT DE SERRURE	MICRO-SWITCH FOR LOCK	VERROUILLAGE INTRODUCTION DE MANIVELLE	CRANK ENTRANCE LOCKING	Z15GW22-B	Omron
-T01	+POLE 1	TRANSFORMATEUR DE COURANT	CURRENT TRANSFORMER	.	.		
-T01	+POLE 2	TRANSFORMATEUR DE COURANT	CURRENT TRANSFORMER	.	.		
-T01	+POLE 3	TRANSFORMATEUR DE COURANT	CURRENT TRANSFORMER	.	.		
-T02	+POLE 1	TRANSFORMATEUR DE COURANT	CURRENT TRANSFORMER	.	.		
-T02	+POLE 2	TRANSFORMATEUR DE COURANT	CURRENT TRANSFORMER	.	.		
-T02	+POLE 3	TRANSFORMATEUR DE COURANT	CURRENT TRANSFORMER	.	.		
-T11	+POLE 1	TRANSFORMATEUR DE TENSION	VOLTAGE TRANSFORMER	.	.		
-T11	+POLE 2	TRANSFORMATEUR DE TENSION	VOLTAGE TRANSFORMER	.	.		
-T11	+POLE 3	TRANSFORMATEUR DE TENSION	VOLTAGE TRANSFORMER	.	.		
-T12	+POLE 1	TRANSFORMATEUR DE TENSION	VOLTAGE TRANSFORMER	.	.		
-T12	+POLE 2	TRANSFORMATEUR DE TENSION	VOLTAGE TRANSFORMER	.	.		
-T12	+POLE 3	TRANSFORMATEUR DE TENSION	VOLTAGE TRANSFORMER	.	.		
-Y01	+Q1	BOBINE	COIL	ENCLENCHEMENT DISJONCTEUR	CIRCUIT BREAKER CLOSING	S49102101-20	Alstom
-Y02	+Q1	BOBINE	COIL	DECLENCHEMENT 1 DISJONCTEUR	CIRCUIT BREAKER TRIPPING 1	S49102101-20	Alstom
-Y03	+Q1	BOBINE	COIL	DECLENCHEMENT 2 DISJONCTEUR	CIRCUIT BREAKER TRIPPING 2	S49102101-20	Alstom

REFERENCES ET CARACTERISTIQUES NE SONT DONNEES QU'A TITRE INDICATIF. ELLES NE PEUVENT EN AUCUN CAS SERVIR A COMMANDER DU MATERIEL.
REFERENCES AND CHARACTERISTICS CANNOT BE USED TO ORDER EQUIPMENT. THESE ARE GIVEN ONLY FOR INDICATION.

© AREVA T&D AHT Tous droits réservés / All rechte vorbehalten / All rights reserved

© AREVA T&D AHT Tous droits réservés / All rights reserved

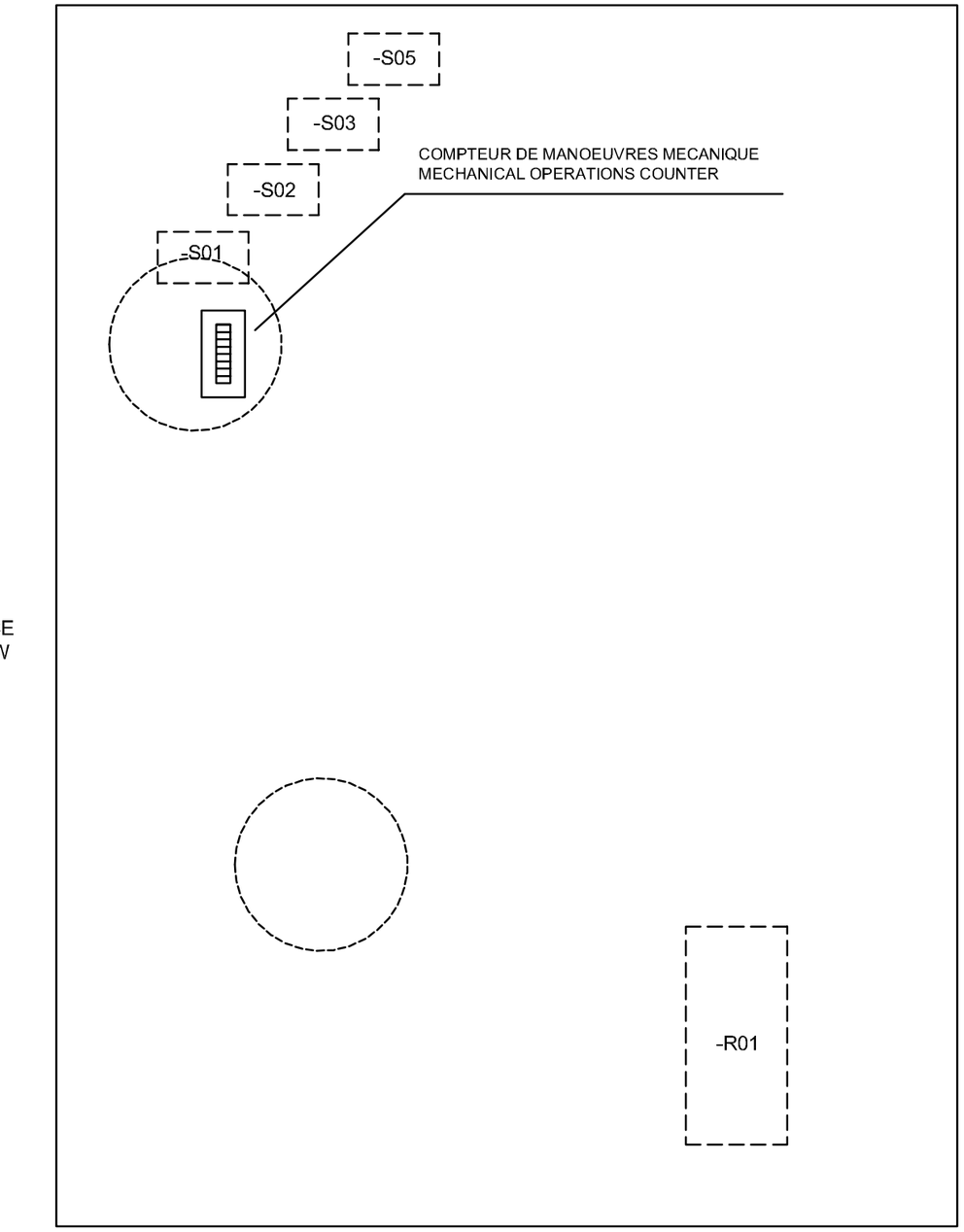

VUE DE FACE
FRONT VIEW



VUE DE GAUCHE
LEFT VIEW

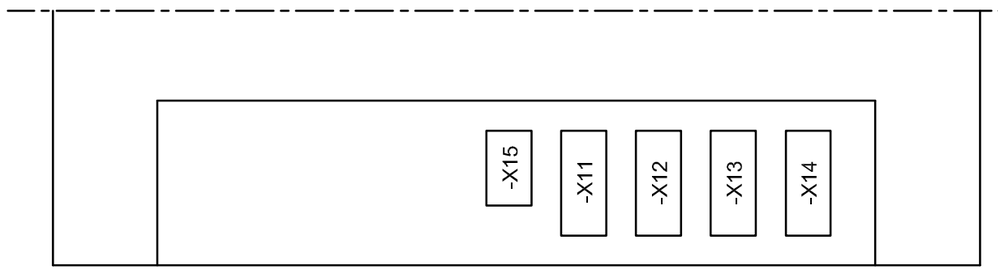

VUE ENTREE CONNECTEUR
ENTRY CONNECTOR VIEW

Version TEP	IMPLANTATION +Q1 +Q1 LAYOUT	AREVA	VSFKG2M--EDD01D	IND	VER	CLE	PAGE
2.2.4				1	1	/	20/36

© AREVA T&D AHT Tous droits réservés / All rechte vorbehalten / All rights reserved

VUE DE FACE
FRONT VIEW

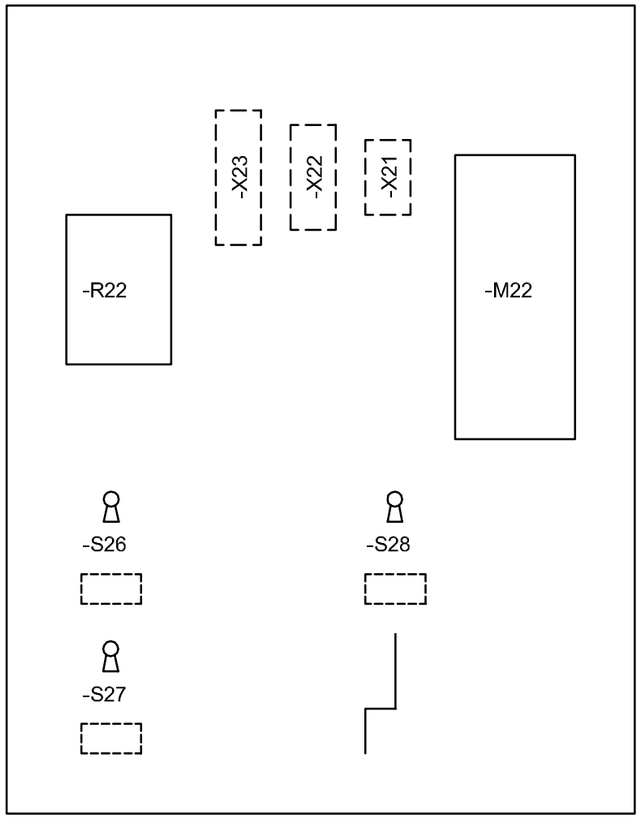

VUE DE GAUCHE
LEFT VIEW

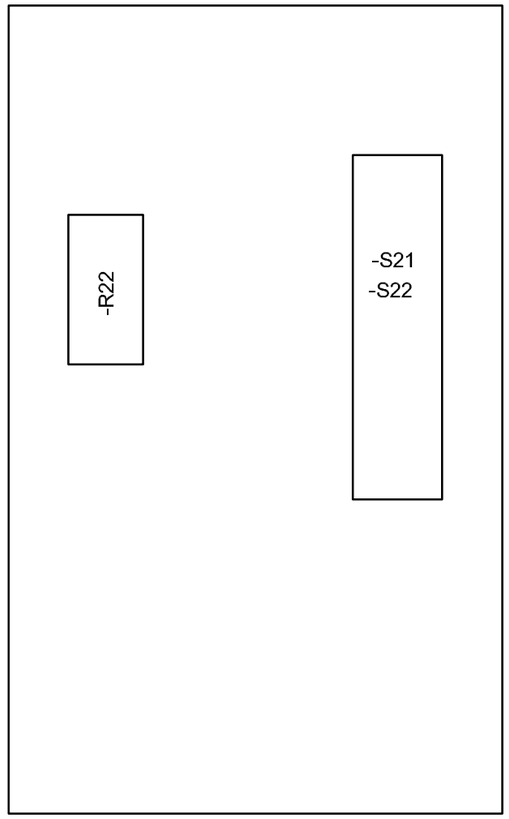

Version TEP	IMPLANTATION +Q2 +Q2 LAYOUT	AREVA	VSFKG2M--EDD01D	IND	VER	CLE	PAGE
2.2.4				1	1	/	21/36

© AREVA T&D AHT Tous droits réservés / All rechte vorbehalten / All rights reserved

VUE DE FACE
FRONT VIEW

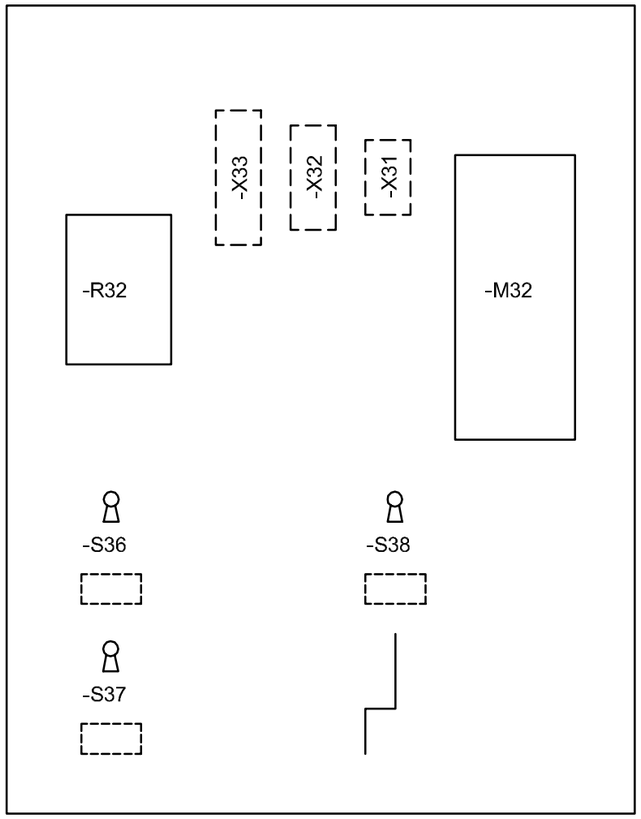

VUE DE GAUCHE
LEFT VIEW

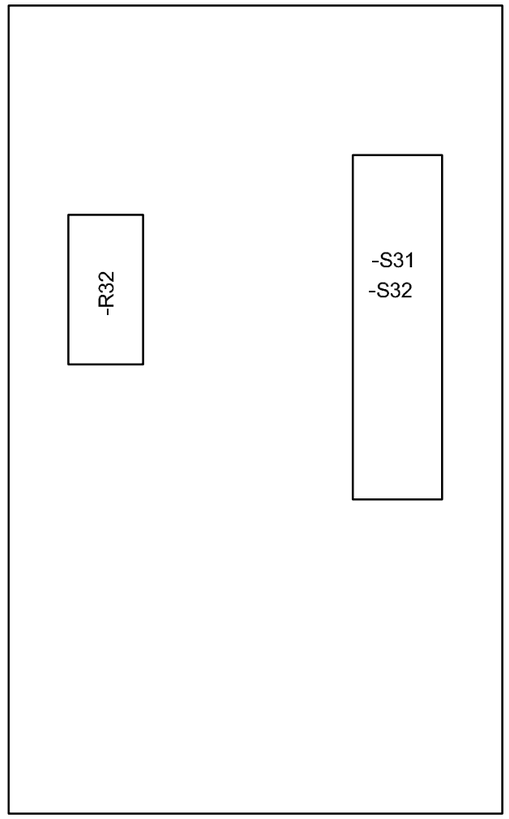

Version TEP	IMPLANTATION +Q3 +Q3 LAYOUT	AREVA	VSFKG2M--EDD01D	IND	VER	CLE	PAGE
2.2.4				1	1	/	22/36

© AREVA T&D AHT Tous droits réservés / All rechte vorbehalten / All rights reserved

VUE DE FACE
FRONT VIEW

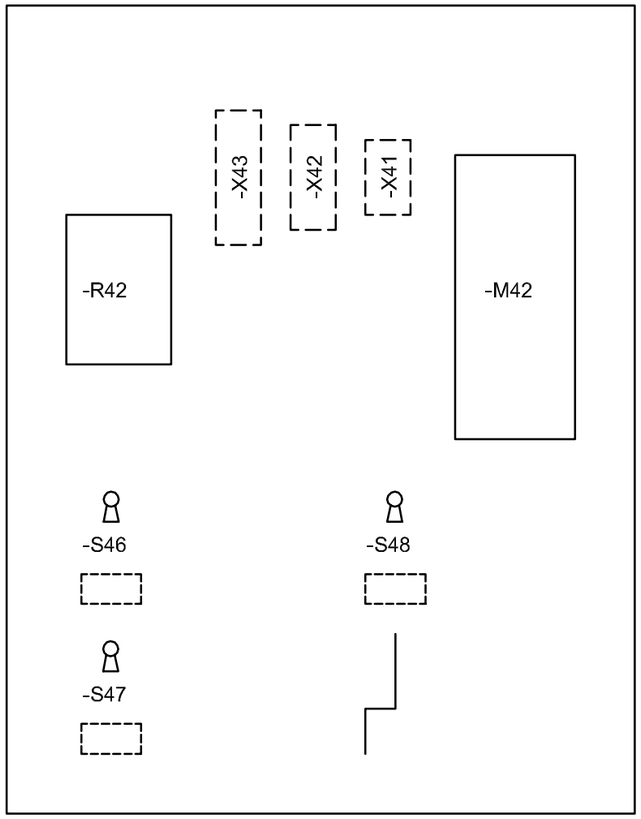

VUE DE GAUCHE
LEFT VIEW

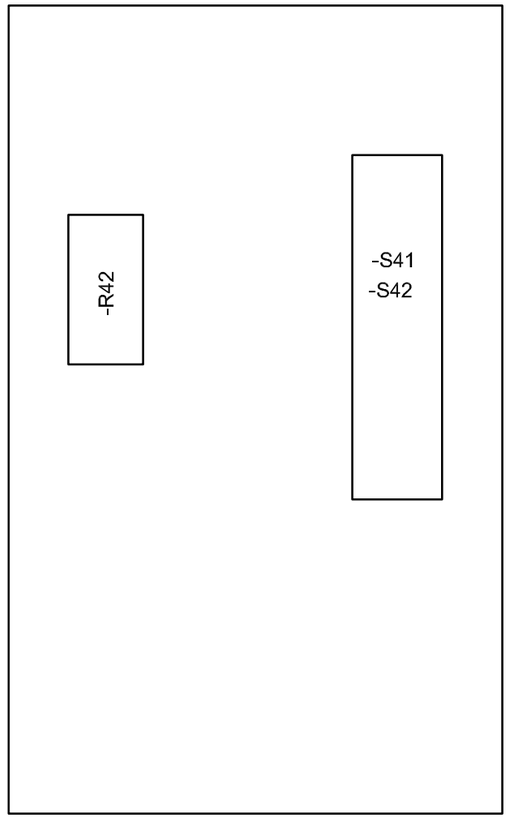

Version TEP	IMPLANTATION +Q4 +Q4 LAYOUT	AREVA	VSFKG2M--EDD01D	IND	VER	CLE	PAGE
2.2.4				1	1	/	23/36

© AREVA T&D AHT Tous droits réservés / All rechte vorbehalten / All rights reserved

VUE DE FACE
FRONT VIEW

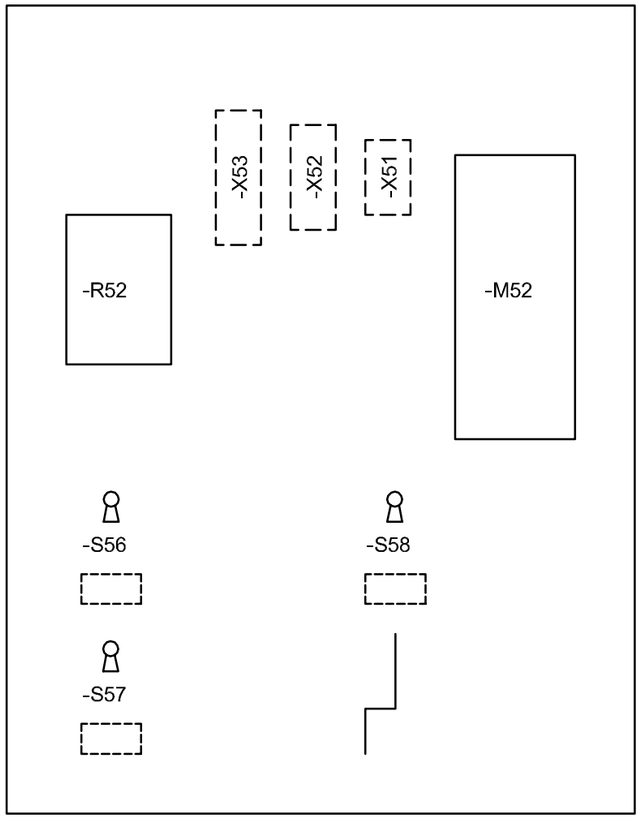

VUE DE GAUCHE
LEFT VIEW

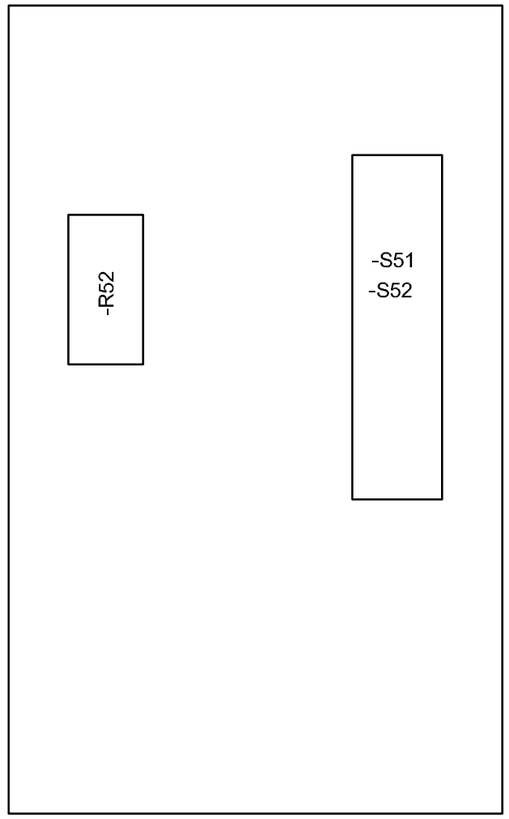

Version TEP	IMPLANTATION +Q5 +Q5 LAYOUT	AREVA	VSFKG2M--EDD01D	IND	VER	CLE	PAGE
2.2.4				1	1	/	24/36

© AREVA T&D AHT Tous droits réservés / All rights reserved

VUE DE FACE
FRONT VIEW

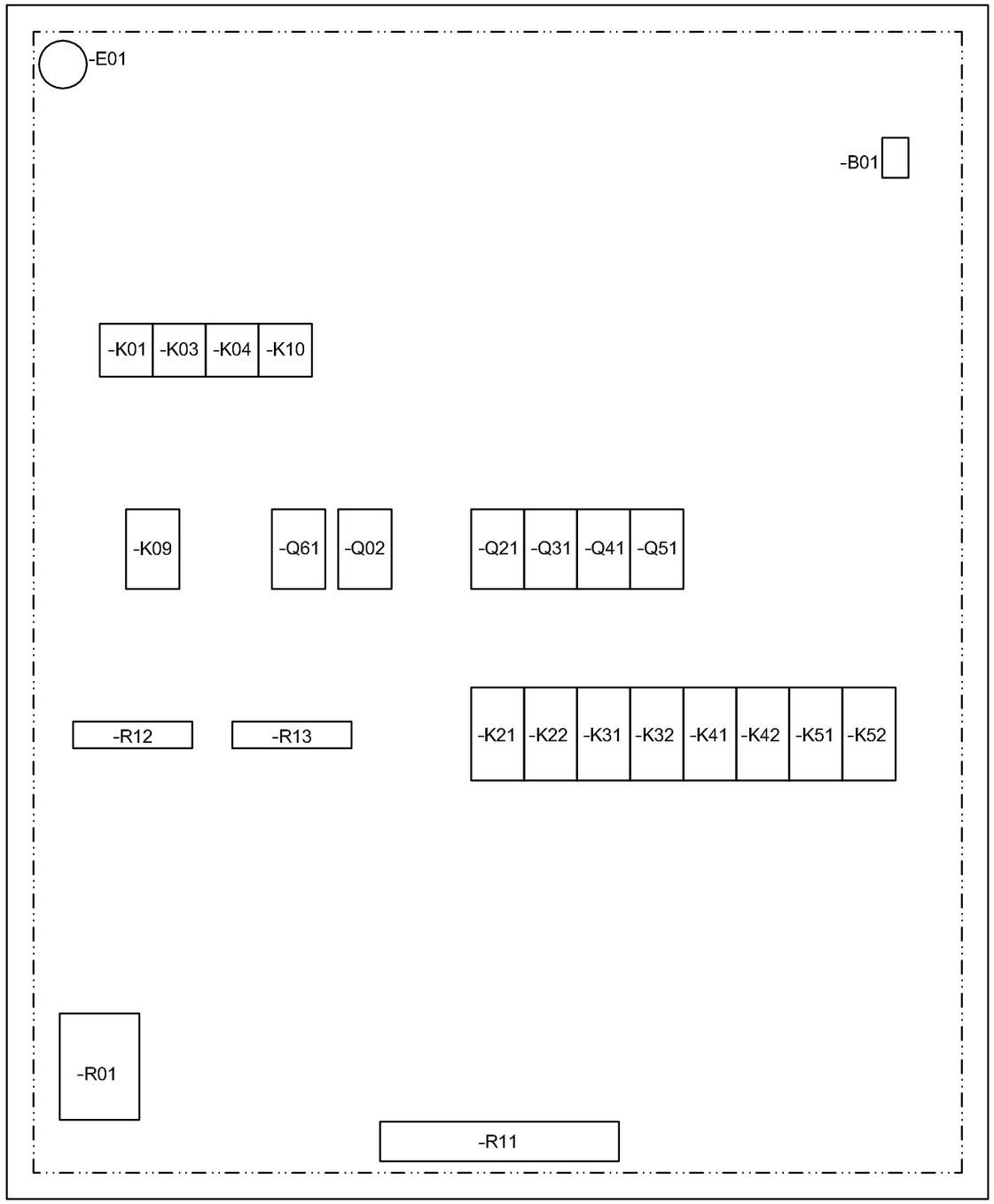

VUE ARRIERE
BACK VIEW

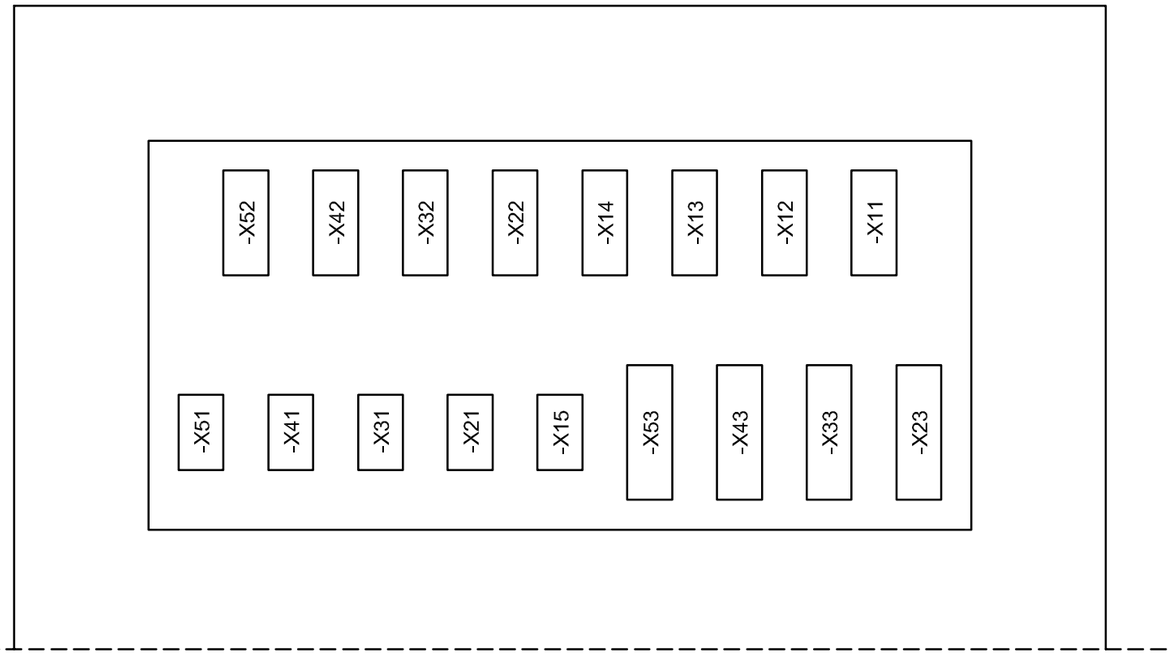

VUE DE FACE - PANNEAU DE COMMANDE
BACK VIEW - CONTROL PANEL

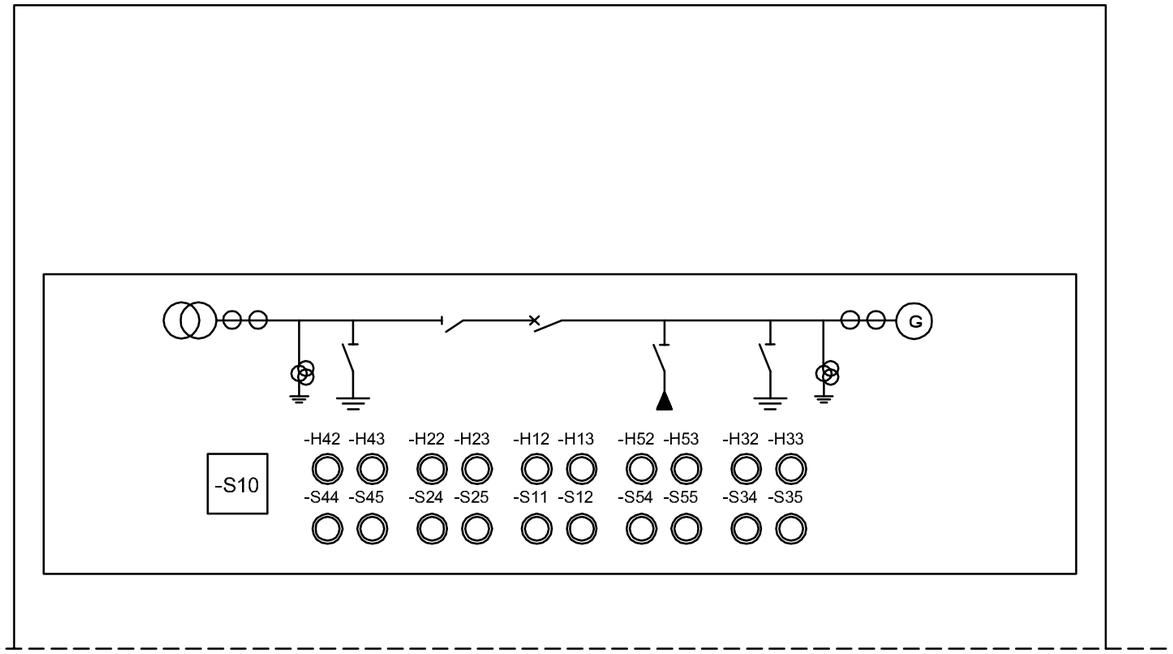

Version TEP	IMPLANTATION RELAYAGE +Q10 +Q10 CONTROL CIRCUIT LAYOUT	AREVA	VSFKG2M--EDD01D	IND	VER	CLE	PAGE
2.2.4				1	1	/	25/36

© AREVA T&D AHT Tous droits réservés / All rights reserved

VUE DE GAUCHE
LEFT VIEW

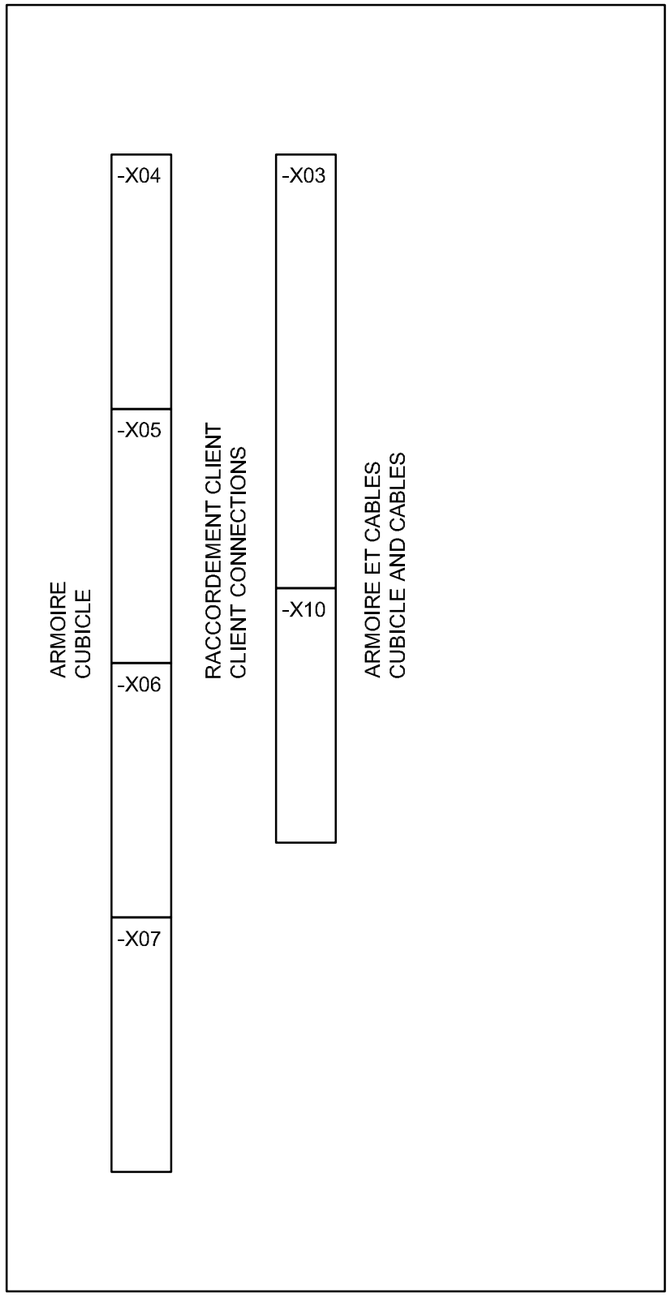

VUE DE DROITE
RIGHT VIEW

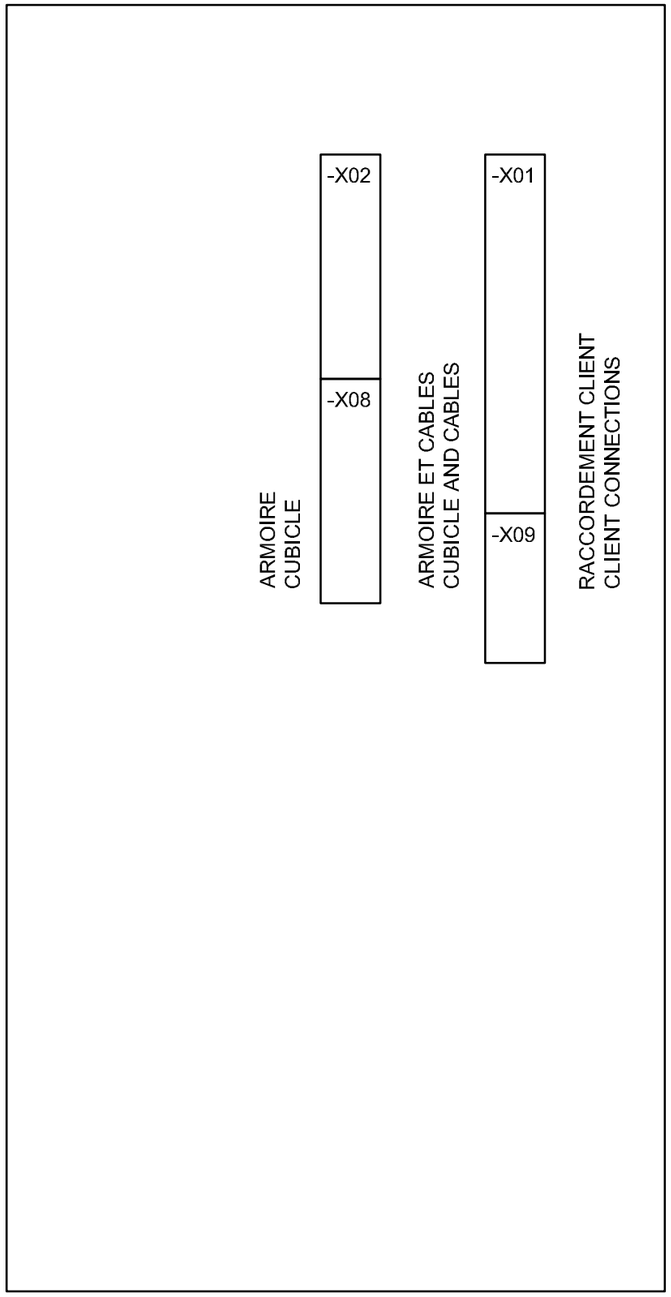

Version TEP	IMPLANTATION BORNIERS +Q10 +Q10 TERMINALS BOARD LAYOUT	AREVA	VSFKG2M--EDD01D	IND	VER	CLE	PAGE
2.2.4				1	1	/	26/36

© AREVA T&D AHT Tous droits réservés / All rechte vorbehalten / All rights reserved

+Q10-X01

REPERE ITEM / DESTINATION DESTINATION / TYPE DE CABLE TYPE OF CABLE	ABOUTISSANT CABLE INPUT	SECTION COULEUR SECTION COLOR	STRAP STRAP	NUMERO DE L'ETAGE TIER NUMBER	NUMERO DE BORNE TERMINAL NUMBER	NUMERO DE PAGE SHEET NUMBER	ACCESSOIRES ACCESSORIES	REMARQUES REMARKS
	-S12:13, -X01:04	2,5mm²		1	**01**	04		D6/8.AD0
	-X02:02	2,5mm²		1	**02**	04		D6/8.AD0
	-S10:1	2,5mm²		1	**03**	04		D6/8.AD0
	-X01:01	2,5mm²		1	**04**	04		D6/8.AD0
	-X02:03	2,5mm²		2	**04**	04		D6/8.AD0
	-S10:5	2,5mm²		1	**05**	04		D6/8.AD0
	-X11:9	2,5mm²		1	**06**	04		D6/8.AD0
	-K03:31	2,5mm²		1	**07**	04		D6/8.AD0
	-K04:32	2,5mm²		1	**08**	04		D6/8.AD0
	-X52:10	2,5mm²		1	**09**	04		D6/8.AD0
	-S12:23, -X01:14	2,5mm²		1	**11**	05		D6/8.AD0
	-X02:06	2,5mm²		1	**12**	05		D6/8.AD0
	-X01:11, -X02:07	2,5mm²		1	**14**	05		D6/8.AD0
	-S10:9	2,5mm²		1	**15**	05		D6/8.AD0
	-X11:10	2,5mm²		1	**16**	05		D6/8.AD0
	-K04:21	2,5mm²		1	**17**	05		D6/8.AD0
	-K03:43	2,5mm²		1	**20**	07		D6/8.AD0
	-K03:44	2,5mm²		1	**21**	07		D6/8.AD0
	-K04:43	2,5mm²		1	**22**	07		D6/8.AD0
	-K04:44	2,5mm²		1	**23**	07		D6/8.AD0
	-S10:13	2,5mm²		1	**24**	07		D6/8.AD0
	-S10:14	2,5mm²		1	**25**	07		D6/8.AD0
	-S10:15	2,5mm²		1	**26**	07		D6/8.AD0
	-S10:16	2,5mm²		1	**27**	07		D6/8.AD0
	-Q02:11	2,5mm²		1	**28**	07		D6/8.AD0
	-Q02:12	2,5mm²		1	**29**	07		D6/8.AD0
	-Q51:41	2,5mm²		1	**30**	07		D6/8.AD0
	-Q21:42	2,5mm²		1	**31**	07		D6/8.AD0
	-Q31:42	2,5mm²		1	**32**	07		D6/8.AD0
	-Q41:42	2,5mm²		1	**33**	07		D6/8.AD0
	-Q51:42	2,5mm²		1	**34**	07		D6/8.AD0
	-Q61:11	2,5mm²		1	**35**	07		D6/8.AD0
	-Q61:12	2,5mm²		1	**36**	07		D6/8.AD0
	-K09:25	2,5mm²		1	**37**	07		D6/8.AD0
	-K09:26	2,5mm²		1	**38**	07		D6/8.AD0
	-Q61:1	2,5mm²		1	**51**	08		D6/8.AD0
	-Q61:5	2,5mm²		1	**52**	08		D6/8.AD0
	-Q21:1	2,5mm²		1	**61**	09		D6/8.AD0
	-Q21:3	2,5mm²		1	**62**	09		D6/8.AD0
	-Q21:5	2,5mm²		1	**63**	09		D6/8.AD0
	-S10:17	2,5mm²		1	**72**	11		D6/8.AD0
	-X01:75, -S24:14	2,5mm²		1	**73**	11		D6/8.AD0
	-X22:5, -K22:54	2,5mm²		1	**74**	11		D6/8.AD0
	-X01:73	2,5mm²		1	**75**	11		D6/8.AD0
	-K21:54	2,5mm²		1	**76**	11		D6/8.AD0
	-S34:14	2,5mm²		1	**77**	12		D6/8.AD0
	-K31:54	2,5mm²		1	**78**	12		D6/8.AD0
	-S44:14	2,5mm²		1	**79**	13		D6/8.AD0
	-K41:54	2,5mm²		1	**80**	13		D6/8.AD0
	-S10:29	2,5mm²		1	**83**	14		D6/8.AD0
	-X01:86	2,5mm²		1	**84**	14		D6/8.AD0
	-X52:5, -K52:54	2,5mm²		1	**85**	14		D6/8.AD0
	-S54:14, -X01:84	2,5mm²		1	**86**	14		D6/8.AD0
	-K51:54	2,5mm²		1	**87**	14		D6/8.AD0
				1	**Res.**			
				1	**Res.**			
				1	**Res.**			
				1	**Res.**			

BORNIER X01
TERMINAL X01

AREVA

VSFKG2M--EDD01D

Version TEP	IND	VER	CLE	PAGE
2.2.4	1	1	/	27/36

© AREVA T&D AHT Tous droits réservés / All rechte vorbehalten / All rights reserved

Version TEP 2.2.4

BORNIER X02
TERMINAL X02

AREVA

VSFKG2M--EDD01D

							+Q10-X02										-J1					
							REPERE ITEM	ABOUTISSANT CABLE INPUT	SECTION COULEUR SECTION COLOR	STRAP STRAP	NUMERO DE L'ETAGE TIER NUMBER	NUMERO DE BORNE TERMINAL NUMBER	NUMERO DE PAGE SHEET NUMBER	ACCESSOIRES ACCESSORIES	SECTION COULEUR SECTION COLOR	ABOUTISSANT CABLE INPUT	REPERE ITEM	+POLE				
							DESTINATION DESTINATION										DESTINATION DESTINATION	HELUKABEL7G1,5				
							TYPE DE CABLE TYPE OF CABLE										TYPE DE CABLE TYPE OF CABLE					
D6/8.AD□							-K01:13	2,5mm²		1	**01**	04		2,5mm²	-X22:11							
D6/8.AD□								2,5mm²		2	**01**	04		2,5mm²	-X32:10							
D6/8.AD□							-K01:A2, -X01:02	2,5mm²		1	**02**	04		2,5mm²	-X11:2							
D6/8.AD□							-X01:04, -X02:04	2,5mm²		1	**03**	04		2,5mm²	-X11:11							
D6/8.AD□							-X02:03, -X02:13	2,5mm²		1	**04**	04			+POLE-B11:3	3						
D6/8.AD□							-K03:A1	2,5mm²		1	**05**	04			+POLE-B11:4	4						
D6/8.AD□							-K04:A2, -X01:12	2,5mm²		1	**06**	05		2,5mm²	-X11:6							
D6/8.AD□							-X01:14	2,5mm²		1	**07**	05			+POLE-B11:1	1						
D6/8.AD□							-K04:A1	2,5mm²		1	**08**	05			+POLE-B11:2	2						
D6/8.AD□							-X03:43	2,5mm²		1	**09**	07			+POLE-B11:5	5						
D6/8.AD□							-X03:44	2,5mm²		1	**10**	07			+POLE-B11:6	6						
D6/8.AD□							-B01:1	2,5mm²		1	**11**	08		2,5mm²	-X51:1							
D6/8.AD□							-E01:1	2,5mm²		2	**11**	08		2,5mm²	-X41:1							
D6/8.AD□								2,5mm²		3	**11**	08		2,5mm²	-X15:1							
D6/8.AD□							-Q61:6	2,5mm²		4	**11**	08		2,5mm²	-X21:1							
D6/8.AD□							-R01:1	2,5mm²		5	**11**	08		2,5mm²	-X31:1							
D6/8.AD□							-R11:2	2,5mm²		1	**12**	08		2,5mm²	-X31:2							
D6/8.AD□							-E01:2	2,5mm²		2	**12**	08		2,5mm²	-X51:2							
D6/8.AD□								2,5mm²		3	**12**	08		2,5mm²	-X15:2							
D6/8.AD□							-Q61:4	2,5mm²		4	**12**	08		2,5mm²	-X21:2							
D6/8.AD□							-R01:2	2,5mm²		5	**12**	08		2,5mm²	-X41:2							
D6/8.AD□							-X02:14, -X02:04	2,5mm²		1	**13**	11		2,5mm²	-X22:7							
D6/8.AD□							-X02:13, -X02:15	2,5mm²		1	**14**	12		2,5mm²	-X32:7							
D6/8.AD□							-X02:16, -X02:14	2,5mm²		1	**15**	13		2,5mm²	-X42:7							
D6/8.AD□							-Q21:33, -X02:15	2,5mm²		1	**16**	14		2,5mm²	-X52:7							
										1	**Res.**											
										1	**Res.**											
										1	**Res.**											

© AREVA T&D AHT Tous droits réservés / All rights reserved

+Q10-X03

| REPERE ITEM | DESTINATION DESTINATION | TYPE DE CABLE TYPE OF CABLE | | |

© AREVA T&D AHT Tous droits réservés / All rechte vorbehalten / All rights reserved

+Q10-X04

REPERE ITEM / DESTINATION DESTINATION / TYPE DE CABLE TYPE OF CABLE	ABOUTISSANT CABLE INPUT	SECTION COULEUR SECTION COLOR	STRAP STRAP	NUMERO DE L'ETAGE TIER NUMBER	NUMERO DE BORNE TERMINAL NUMBER	NUMERO DE PAGE SHEET NUMBER	ACCESSOIRES ACCESSORIES	REMARQUES REMARKS
	-X23:1	2,5mm²		1	01	11		D6/8.AD0
	-X23:2	2,5mm²		1	02	11		D6/8.AD0
	-X23:3	2,5mm²		1	03	11		D6/8.AD0
	-X23:4	2,5mm²		1	04	11		D6/8.AD0
	-X23:5	2,5mm²		1	05	11		D6/8.AD0
	-X23:6	2,5mm²		1	06	11		D6/8.AD0
	-X23:7	2,5mm²		1	07	11		D6/8.AD0
	-X23:8	2,5mm²		1	08	11		D6/8.AD0
	-X23:9	2,5mm²		1	09	11		D6/8.AD0
	-X23:10	2,5mm²		1	10	11		D6/8.AD0
	-X23:11	2,5mm²		1	11	11		D6/8.AD0
	-X23:12	2,5mm²		1	12	11		D6/8.AD0
	-X23:13	2,5mm²		1	13	11		D6/8.AD0
	-X23:14	2,5mm²		1	14	11		D6/8.AD0
	-X23:15	2,5mm²		1	15	11		D6/8.AD0
	-X23:16	2,5mm²		1	16	11		D6/8.AD0
	-X23:17	2,5mm²		1	17	11		D6/8.AD0
	-X23:18	2,5mm²		1	18	11		D6/8.AD0
	-X23:19	2,5mm²		1	19	11		D6/8.AD0
	-X23:20	2,5mm²		1	20	11		D6/8.AD0
	-X23:21	2,5mm²		1	21	11		D6/8.AD0
	-X23:22	2,5mm²		1	22	11		D6/8.AD0
	-X23:23	2,5mm²		1	23	11		D6/8.AD0
	-X23:24	2,5mm²		1	24	11		D6/8.AD0
				1	Res.			
				1	Res.			

BORNIER X04
TERMINAL X04

AREVA

VSFKG2M--EDD01D

IND	VER	CLE	PAGE
1	1	/	30/36

Version TEP 2.2.4

© AREVA T&D AHT Tous droits réservés / All rights reserved

+Q10-X05

REMARQUES REMARKS	D6/8.AD0	D6/8.AD0	D6/8.AD0	D6/8.AD0	D6/8.AD0	D6/8.AD0	D6/8.AD0	D6/8.AD0	D6/8.AD0	D6/8.AD0	D6/8.AD0	D6/8.AD0	D6/8.AD0	D6/8.AD0	D6/8.AD0	D6/8.AD0	D6/8.AD0	D6/8.AD0	D6/8.AD0	D6/8.AD0	D6/8.AD0	D6/8.AD0	D6/8.AD0	D6/8.AD0	D6/8.AD0	D6/8.AD0		
ACCESSOIRES ACCESSORIES																												
NUMERO DE PAGE SHEET NUMBER	12	12	12	12	12	12	12	12	12	12	12	12	12	12	12	12	12	12	12	12	12	12	12	12	12	12		
NUMERO DE BORNE TERMINAL NUMBER	**01**	**02**	**03**	**04**	**05**	**06**	**07**	**08**	**09**	**10**	**11**	**12**	**13**	**14**	**15**	**16**	**17**	**18**	**19**	**20**	**21**	**22**	**23**	**24**	**Res.**	**Res.**		
NUMERO DE L'ETAGE TIER NUMBER	1	1	1	1	1	1	1	1	1	1	1	1	1	1	1	1	1	1	1	1	1	1	1	1	1	1		
STRAP STRAP																												
SECTION COULEUR SECTION COLOR	2,5mm²	2,5mm²	2,5mm²	2,5mm²	2,5mm²	2,5mm²	2,5mm²	2,5mm²	2,5mm²	2,5mm²	2,5mm²	2,5mm²	2,5mm²	2,5mm²	2,5mm²	2,5mm²	2,5mm²	2,5mm²	2,5mm²	2,5mm²	2,5mm²	2,5mm²	2,5mm²	2,5mm²				
ABOUTISSANT CABLE INPUT	-X33:1	-X33:2	-X33:3	-X33:4	-X33:5	-X33:6	-X33:7	-X33:8	-X33:9	-X33:10	-X33:11	-X33:12	-X33:13	-X33:14	-X33:15	-X33:16	-X33:17	-X33:18	-X33:19	-X33:20	-X33:21	-X33:22	-X33:23	-X33:24				

REPERE ITEM	DESTINATION DESTINATION	TYPE DE CABLE TYPE OF CABLE

+Q10-X06

NUMERO DE BORNE TERMINAL NUMBER	NUMERO DE L'ETAGE TIER NUMBER	STRAP STRAP	SECTION COULEUR SECTION COLOR	ABOUTISSANT CABLE INPUT	NUMERO DE PAGE SHEET NUMBER	ACCESSOIRES ACCESSORIES	REMARQUES REMARKS
01	1		2,5mm²	-X43:1	13		D6/8.AD0
02	1		2,5mm²	-X43:2	13		D6/8.AD0
03	1		2,5mm²	-X43:3	13		D6/8.AD0
04	1		2,5mm²	-X43:4	13		D6/8.AD0
05	1		2,5mm²	-X43:5	13		D6/8.AD0
06	1		2,5mm²	-X43:6	13		D6/8.AD0
07	1		2,5mm²	-X43:7	13		D6/8.AD0
08	1		2,5mm²	-X43:8	13		D6/8.AD0
09	1		2,5mm²	-X43:9	13		D6/8.AD0
10	1		2,5mm²	-X43:10	13		D6/8.AD0
11	1		2,5mm²	-X43:11	13		D6/8.AD0
12	1		2,5mm²	-X43:12	13		D6/8.AD0
13	1		2,5mm²	-X43:13	13		D6/8.AD0
14	1		2,5mm²	-X43:14	13		D6/8.AD0
15	1		2,5mm²	-X43:15	13		D6/8.AD0
16	1		2,5mm²	-X43:16	13		D6/8.AD0
17	1		2,5mm²	-X43:17	13		D6/8.AD0
18	1		2,5mm²	-X43:18	13		D6/8.AD0
19	1		2,5mm²	-X43:19	13		D6/8.AD0
20	1		2,5mm²	-X43:20	13		D6/8.AD0
21	1		2,5mm²	-X43:21	13		D6/8.AD0
22	1		2,5mm²	-X43:22	13		D6/8.AD0
23	1		2,5mm²	-X43:23	13		D6/8.AD0
24	1		2,5mm²	-X43:24	13		D6/8.AD0
Res.	1						
Res.	1						

REPERE ITEM	DESTINATION DESTINATION	TYPE DE CABLE TYPE OF CABLE

© AREVA T&D AHT Tous droits réservés / All rights reserved

© AREVA T&D AHT Tous droits réservés / All rights reserved

+Q10-X07

REMARQUES REMARKS	D6/8.AD0	D6/8.AD0	D6/8.AD0	D6/8.AD0	D6/8.AD0	D6/8.AD0	D6/8.AD0	D6/8.AD0	D6/8.AD0	D6/8.AD0	D6/8.AD0	D6/8.AD0	D6/8.AD0	D6/8.AD0	D6/8.AD0	D6/8.AD0	D6/8.AD0	D6/8.AD0	D6/8.AD0	D6/8.AD0	D6/8.AD0	D6/8.AD0	D6/8.AD0	D6/8.AD0	D6/8.AD0	D6/8.AD0		
ACCESSOIRES ACCESSORIES																												
NUMERO DE PAGE SHEET NUMBER	14	14	14	14	14	14	14	14	14	14	14	14	14	14	14	14	14	14	14	14	14	14	14	14	14	14		
NUMERO DE BORNE TERMINAL NUMBER	**01**	**02**	**03**	**04**	**05**	**06**	**07**	**08**	**09**	**10**	**11**	**12**	**13**	**14**	**15**	**16**	**17**	**18**	**19**	**20**	**21**	**22**	**23**	**24**	**Res.**	**Res.**		
NUMERO DE L'ETAGE TIER NUMBER	1	1	1	1	1	1	1	1	1	1	1	1	1	1	1	1	1	1	1	1	1	1	1	1	1	1		
STRAP STRAP																												
SECTION COULEUR SECTION COLOR	2,5mm²	2,5mm²	2,5mm²	2,5mm²	2,5mm²	2,5mm²	2,5mm²	2,5mm²	2,5mm²	2,5mm²	2,5mm²	2,5mm²	2,5mm²	2,5mm²	2,5mm²	2,5mm²	2,5mm²	2,5mm²	2,5mm²	2,5mm²	2,5mm²	2,5mm²	2,5mm²	2,5mm²				
ABOUTISSANT CABLE INPUT	-X53:1	-X53:2	-X53:3	-X53:4	-X53:5	-X53:6	-X53:7	-X53:8	-X53:9	-X53:10	-X53:11	-X53:12	-X53:13	-X53:14	-X53:15	-X53:16	-X53:17	-X53:18	-X53:19	-X53:20	-X53:21	-X53:22	-X53:23	-X53:24				

REPERE ITEM	DESTINATION DESTINATION	TYPE DE CABLE TYPE OF CABLE

© AREVA T&D AHT Tous droits réservés / All rechte vorbehalten / All rights reserved

+Q10-X08

	REPERE ITEM	ABOUTISSANT CABLE INPUT	SECTION COULEUR SECTION COLOR	STRAP STRAP	NUMERO DE L'ETAGE TIER NUMBER	NUMERO DE BORNE TERMINAL NUMBER	NUMERO DE PAGE SHEET NUMBER	ACCESSOIRES ACCESSORIES	SECTION COULEUR SECTION COLOR	ABOUTISSANT CABLE INPUT	REPERE ITEM	-H4	-G4	-F4	-H3	-G3	-F3
											DESTINATION DESTINATION	+POLE 3	+POLE 2	+POLE 1	+POLE 3	+POLE 2	+POLE 1
											TYPE DE CABLE TYPE OF CABLE	NT269338 5G2,5	NT269338 5G2,5	NT269338 5G2,5	NT269338 5G2,5	NT269338 5G2,5	NT269338 5G2,5
D6/8.AD□	-R12:1, -X09:01		2,5mm²		1	**01**	15			+POLE 1-T11:dn							4
D6/8.AD□	-X08:03		2,5mm²		1	**02**	15			+POLE 1-T11:da							3
D6/8.AD□	-X08:02		2,5mm²		1	**03**	15			+POLE 2-T11:dn					4		
D6/8.AD□	-X08:05		2,5mm²		1	**04**	15			+POLE 2-T11:da					3		
D6/8.AD□	-X08:04		2,5mm²		1	**05**	15			+POLE 3-T11:dn				4			
D6/8.AD□	-R12:2, -X09:02		2,5mm²		1	**06**	15			+POLE 3-T11:da				3			
D6/8.AD□	-X08:08, -PE05:1		2,5mm²		1	**07**	15			+POLE 1-T11:n							2
D6/8.AD□	-X08:07, -X08:09		2,5mm²		1	**08**	15			+POLE 2-T11:n					2		
D6/8.AD□	-X09:06, -X08:08		2,5mm²		1	**09**	15			+POLE 3-T11:n				2			
D6/8.AD□	-X09:03		2,5mm²		1	**10**	15			+POLE 1-T11:a							1
D6/8.AD□	-X09:04		2,5mm²		1	**11**	15			+POLE 2-T11:a					1		
D6/8.AD□	-X09:05		2,5mm²		1	**12**	15			+POLE 3-T11:a				1			
D6/8.AD□	-X09:07, -PE06:1		2,5mm²		1	**13**	16			+POLE 1-T12:dn			4				
D6/8.AD□	-X08:15		2,5mm²		1	**14**	16			+POLE 1-T12:da			3				
D6/8.AD□	-X08:14		2,5mm²		1	**15**	16			+POLE 2-T12:dn		4					
D6/8.AD□	-X08:17		2,5mm²		1	**16**	16			+POLE 2-T12:da		3					
D6/8.AD□	-X08:16		2,5mm²		1	**17**	16			+POLE 3-T12:dn							
D6/8.AD□	-X09:08		2,5mm²		1	**18**	16			+POLE 3-T12:da							
D6/8.AD□	-X08:20		2,5mm²		1	**19**	16			+POLE 1-T12:n				2			
D6/8.AD□	-X08:21, -X08:19		2,5mm²		1	**20**	16			+POLE 2-T12:n		2					
D6/8.AD□	-X08:20, -X09:12		2,5mm²		1	**21**	16			+POLE 3-T12:n							
D6/8.AD□	-X09:09		2,5mm²		1	**22**	16			+POLE 1-T12:a				1			
D6/8.AD□	-X09:10		2,5mm²		1	**23**	16			+POLE 2-T12:a		1					
D6/8.AD□	-X09:11		2,5mm²		1	**24**	16			+POLE 3-T12:a							
					1	**Res.**											
					1	**Res.**											

BORNIER X08
TERMINAL X08

AREVA

VSFKG2M--EDD01D

IND	VER	CLE	PAGE
1	1	/	34/36

Version TEP 2.2.4

© AREVA T&D AHT Tous droits réservés / All rights reserved

+Q10-X09

REMARQUES REMARKS	D6/8.AD0	D6/8.AD0	D6/8.AD0	D6/8.AD0	D6/8.AD0	D6/8.AD0	D6/8.AD0	D6/8.AD0	D6/8.AD0	D6/8.AD0	D6/8.AD0	D6/8.AD0	D6/8.AD0		
ACCESSOIRES ACCESSORIES															
NUMERO DE PAGE SHEET NUMBER	15	15	15	15	15	15	16	16	16	16	16	16	16		
NUMERO DE BORNE TERMINAL NUMBER	**01**	**02**	**03**	**04**	**05**	**06**	**07**	**08**	**09**	**10**	**11**	**12**	**Res.**	**Res.**	
NUMERO DE L'ETAGE TIER NUMBER	1	1	1	1	1	1	1	1	1	1	1	1	1	1	
STRAP STRAP															
SECTION COULEUR SECTION COLOR	2,5mm²	2,5mm²	2,5mm²	2,5mm²	2,5mm²	2,5mm²	2,5mm²	2,5mm²	2,5mm²	2,5mm²	2,5mm²	2,5mm²			
ABOUTISSANT CABLE INPUT	-X08:01, -PE05:1	-X08:06	-X08:10	-X08:11	-X08:12	-X08:09	-R13:1, -X08:13	-R13:2, -X08:18	-X08:22	-X08:23	-X08:24	-X08:21, -PE06:1			

REPERE ITEM	DESTINATION DESTINATION	TYPE DE CABLE TYPE OF CABLE

REPERE ITEM	DESTINATION DESTINATION	TYPE DE CABLE TYPE OF CABLE																										
-H2	+POLE 3	NT269338 7Gx6															3			4			1			2		
-G2	+POLE 2	NT269338 7Gx6														3			4			1			2			
-F2	+POLE 1	NT269338 7Gx6													3			4			1			2				
-H1	+POLE 3	NT269338 7Gx6			3			4			1			2														
-G1	+POLE 2	NT269338 7Gx6		3			4			1			2															
-F1	+POLE 1	NT269338 7Gx6	3			4			1			2																

+Q10-X10

ABOUTISSANT CABLE INPUT	+POLE 1-T01:2S1	+POLE 2-T01:2S1	+POLE 3-T01:2S1	+POLE 1-T01:2S2	+POLE 2-T01:2S2	+POLE 3-T01:2S2	+POLE 1-T01:1S1	+POLE 2-T01:1S1	+POLE 3-T01:1S1	+POLE 1-T01:1S2	+POLE 2-T01:1S2	+POLE 3-T01:1S2	+POLE 1-T02:2S1	+POLE 2-T02:2S1	+POLE 3-T02:2S1	+POLE 1-T02:2S2	+POLE 2-T02:2S2	+POLE 3-T02:2S2	+POLE 1-T02:1S1	+POLE 2-T02:1S1	+POLE 3-T02:1S1	+POLE 1-T02:1S2	+POLE 2-T02:1S2	+POLE 3-T02:1S2		
SECTION COULEUR SECTION COLOR																										
ACCESSOIRES ACCESSORIES																										
NUMERO DE PAGE SHEET NUMBER	15	15	15	15	15	15	15	15	15	15	15	15	16	16	16	16	16	16	16	16	16	16	16	16		
NUMERO DE BORNE TERMINAL NUMBER	**01**	**02**	**03**	**04**	**05**	**06**	**07**	**08**	**09**	**10**	**11**	**12**	**13**	**14**	**15**	**16**	**17**	**18**	**19**	**20**	**21**	**22**	**23**	**24**	**Res.**	**Res.**
NUMERO DE L'ETAGE TIER NUMBER	1	1	1	1	1	1	1	1	1	1	1	1	1	1	1	1	1	1	1	1	1	1	1	1	1	1
STRAP STRAP																										
SECTION COULEUR SECTION COLOR				2,5mm²	2,5mm²	2,5mm²				2,5mm²	2,5mm²	2,5mm²				2,5mm²	2,5mm²	2,5mm²				2,5mm²	2,5mm²	2,5mm²		
ABOUTISSANT CABLE INPUT				-X10:05, -PE05:1	-X10:04, -X10:06	-X10:05				-X10:11	-X10:12, -X10:10	-X10:11, -PE05:1				-PE06:1, -X10:17	-X10:18, -X10:16	-X10:17				-X10:23, -PE06:1	-X10:22, -X10:24	-X10:23		
REPERE ITEM / DESTINATION DESTINATION / TYPE DE CABLE TYPE OF CABLE																										
			D6/8.AD□	D6/8.AD□	D6/8.AD□	D6/8.AD□	D6/8.AD□	D6/8.AD□	D6/8.AD□	D6/8.AD□	D6/8.AD□	D6/8.AD□	D6/8.AD□	D6/8.AD□	D6/8.AD□	D6/8.AD□	D6/8.AD□	D6/8.AD□	D6/8.AD□	D6/8.AD□	D6/8.AD□	D6/8.AD□	D6/8.AD□	D6/8.AD□		

© AREVA T&D AHT Tous droits réservés / All rights reserved